


# 2023-2024

## Annual Educational Equity Act Plan

- Part I**      **Procedural Requirements**
- Part II**     **Incomplete Items or Pending Actions**
- Part III**    **Student Participation**
- Part IV**    **Gender Equity in Athletics**
- Part V**     **Employment Equity**
- Part VI**    **Single Sex Schools and Classes**
- Part VII**   **Pregnant and Parenting Students**



Equal Educational Opportunities/ADA Compliance  
600 Southeast Third Avenue  
Fort Lauderdale, Florida 33301

---

Telephone: 754-321-2150  
Fax: 754-321-2714  
Website: <https://www.browardschools.com/eeo>

## **The School Board of Broward County, Florida**



**2023-2024  
ANNUAL EDUCATIONAL EQUITY ACT PLAN**

# **The School Board of Broward County, Florida**



Lori Alhadeff, Chair  
Debra Hixon, Vice Chair

Torey Alston  
Brenda Fam, Esq.  
Daniel P. Foganholi  
Dr. Jeff Holness  
Sarah Leonardi  
Nora Rupert  
Dr. Allen Zeman

Dr. Howard Hepburn  
Superintendent of Schools

The School Board of Broward County, Florida, prohibits any policy or procedure which results in discrimination on the basis of age, color, disability, gender identity, gender expression, genetic information, marital status, national origin, race, religion, sex, or sexual orientation. The School Board also provides equal access to the Boy Scouts and other designated youth groups. Individuals who wish to file a discrimination and/or harassment complaint, may contact the Director, Equal Educational Opportunities/ADA Compliance Department & District's Equity Coordinator/Title IX Coordinator at 754-321-2150 or email at [eeo@browardschools.com](mailto:eeo@browardschools.com).

Individuals with disabilities requesting accommodations under the Americans with Disabilities Act Amendments Act of 2008, (ADAAA) may call Equal Educational Opportunities/ADA Compliance at 754-321-2150 or email at [eeo@browardschools.com](mailto:eeo@browardschools.com).



# TABLE OF CONTENTS

## OVERVIEW

<b>PART I</b>	<b>1</b>
Modification of Procedural Requirements	
<b>PART II</b>	<b>2</b>
Incomplete Items or Pending Action	
<b>PART III</b>	<b>3-12</b>
Student Participation	
1. Grades 9-12, Advanced Placement (AP, IB, AICE)	
2. Grades 10-12, Dual Enrollment (DE)	
3. Grades 9-12, Level 3 (including AP, IB, AICE, DE, and Honors)	
<b>PART IV</b>	<b>13-88</b>
Gender Equity in Athletics (Part A, B, C, D, E)	
A. Compliance Verification Form	
B. Monitoring Forms (Interest & Abilities)	
C. Corrective Action Plans for 2023-2024	
D. Status Reports for 2022-2023	
<b>PART V</b>	<b>89-94</b>
Employment Equity (Part A, B,)	
A. Administrative & Instructional Positions	
B. Explanation of Ethnic and Gender Representation	
<b>PART VI</b>	<b>95-100</b>
Single-Sex Schools and Classes (Part A, B, C, D, E)	
A. Single-Sex Schools	
B. Single-Sex Classes	
C. Questions about Implementation of Title IX	
D. Notices sent to Parents	
E. Single-Sex Evaluation Verification Form	
<b>PART VII</b>	<b>101-113</b>
Treatment of Pregnant and Parenting Students	

# **OVERVIEW**

**2023-2024**

## **EDUCATIONAL EQUITY ACT PLAN**

**The School Board of Broward County, Florida**

# **OVERVIEW**

## **2023-2024 EDUCATIONAL EQUITY ACT PLAN The School Board of Broward County, Florida**

The responsibilities of the Florida Department of Education, Office of Equal Educational Opportunity (OEEO) include compliance oversight of the Florida Educational Equity Act, Section 1000.05, Florida Statutes, and other federal and state legislation relating to equity in education.

The Florida Educational Equity Act (FEEA), and other federal and state legislation such as Title IX, Title VI, Title II (ADAAA), Section 504, prohibit discrimination on the basis of race, color, national origin, sex, disability, age or marital status against students and employees. The FEEA and the State Board of Education Rules 6A-19.001 – 19.010 require OEEO to monitor public school districts' compliance with the statute. The Annual Educational Equity Update is a reporting tool that enables the OEEO to monitor and ensure adherence to provisions of the laws, and that educational resources are equitably distributed.

For 2023-2024, Districts will continue to focus on increasing minority enrollment in Advanced Placement (AP), including International Baccalaureate (IB), and Advanced International Certification of Education (AICE), Dual Enrollment (DE), Honors and other Level 3 courses. The districts should evaluate progress over the last five-year period, from 2018-19 to 2023-24. In addition, beginning with 2017-2018, Districts are required to report enrollment data for students identified as English Language Learners (ELL). The plan is divided into seven (7) parts and includes the following:

- I. Modification of Procedural Requirements
- II. Incomplete Items or Pending Action
- III. Student Participation - Evaluation of Methods and Strategies
- IV. Gender Equity in Athletics
- V. Employment Equity
- VI. Single-Sex Schools and Classes
- VII. Pregnant and Parenting Students

**PART I**

**2023-2024**

**EDUCATIONAL EQUITY ACT PLAN**

**Modification of Procedural Requirements**

## **PART I**

### **2023-2024 EDUCATIONAL EQUITY ACT PLAN Modification of Procedural Requirements**

As part of the 2023-2024 Annual Update, the District is required to submit a copy of any revised board approved policies and procedures for the following areas:

- I. Policy of Nondiscrimination.
- II. Equal Access for Boy Scouts of America and Other Patriotic Youth Groups.
- III. Identification and Notification of Equity Coordinator(s).
- IV. Grievance or Complaint Procedure(s).
- V. Anti-Harassment Policy.
- VI. Treatment of Students with HIV/AIDS

Equity Coordinator  
Wladimir G. Alvarez, Director  
Equal Educational Opportunities/ADA Compliance  
600 SE Third Avenue, 14<sup>th</sup> Floor  
Fort Lauderdale, FL 33301  
Phone: (754) 321-2150 Fax: (754) 321-2714  
Email: [wladimir.alvarez@browardschools.com](mailto:wladimir.alvarez@browardschools.com)

**NO CHANGES**



**PART II**

**2023-2024**

**EDUCATIONAL EQUITY ACT PLAN  
Incomplete Items or Pending Action**

## **Part II**

**2023-2024**

### **EDUCATIONAL EQUITY ACT PLAN Incomplete Items or Pending Action**

**Not Applicable**

**PART III**

**2023-2024**

**EDUCATIONAL EQUITY ACT PLAN**

**Student Participation**

**Evaluation of Methods & Strategies**

**Part III**  
**2023-2024**  
**EDUCATIONAL EQUITY ACT PLAN**  
**Student Participation**  
**Evaluation of Methods and Strategies**

For the 2023-2024 Annual Update, districts will evaluate the effectiveness of their methods and strategies according to data-driven evidence of success based on the 2018-19 benchmark data and accountability measures through 2023-24 in the following program areas:

- I. Increasing the percentage of Black, Hispanic, Black male, and Hispanic male students enrolled in Advanced Academic programs, Advanced Placement (AP), International Baccalaureate (IB), Advanced International Certificate of Education (AICE) courses (Grades 9-12).
- II. Increasing the percentage of Black, Hispanic, Black male, and Hispanic male students enrolled in Dual Enrollment (DE) courses (Grades 9-12).
- III. Increasing the overall percentage of Black, Hispanic, Black male, and Hispanic male students enrolled in Advanced Academic programs AP, IB, AICE, and DE, along with honors, and other Level 3 courses.
- IV. Identifying English Language Learners (ELL) students in all the above-mentioned courses.

Contact person for this area is: **Saemone Hollingsworth, Chief Academic Officer** (754) 321-2618. The following pages are the District's comparison of student's participation in the above mentioned areas:

## **PART III**

### **2023-2024 EDUCATIONAL EQUITY ACT PLAN Student Participation Evaluation of Methods & Strategies**

#### **Section – 1 Grades 9-12, AP/IB/AICE Courses**



# EVALUATION OF METHODS AND STRATEGIES

The following percentages reflect within race/ethnicity calculations for students enrolled in AP/IB/AICE courses. In 2018-19, 37% of Whites, 17% of Blacks, and 31% of Hispanics, 32% of White Male, 13% of Black Male, and 26% of Hispanic Male were enrolled. In 2023-24, 43% of Whites (an increase of 6 percentage points), 23% of Blacks (an increase of 6% percentage points), 36% of Hispanics (an increase of 5 percentage points), 38% of White Males (an increase of 6 percentage points), 19% of Black Males (an increase of 6 percentage points), and 31% of Hispanic Males (an increase of 5 percentage points) were enrolled.

## Grades 9-12 AP/IB/AICE Courses

### Grades 9-12 Enrollment 2023-24 ( 80,348 )

White Black Hispanic ELL Students

17%	13,673	39%	31,478	38%	30,172	7%	5,690
-----	--------	-----	--------	-----	--------	----	-------

Whites	Whites	Whites	Whites	Whites	Whites
In AP/IB/AICE	In AP/IB/AICE	In AP/IB/AICE	In AP/IB/AICE	In AP/IB/AICE	In AP/IB/AICE
2018-19	2019-20	2020-21	2021-22	2022-23	2023-24
37% 6,146	38% 6,308	40% 6,354	37% 5,652	41% 6,031	43% 5,936
White Males	White Males	White Males	White Males	White Males	White Males
In AP/IB/AICE	In AP/IB/AICE	In AP/IB/AICE	In AP/IB/AICE	In AP/IB/AICE	In AP/IB/AICE
2018-19	2019-20	2020-21	2021-22	2022-23	2023-24
32% 2,757	33% 2,790	35 % 2,898	32% 2,539	36% 2,674	38% 2,722

Blacks	Blacks	Blacks	Blacks	Blacks	Blacks
In AP/IB/AICE	In AP/IB/AICE	In AP/IB/AICE	In AP/IB/AICE	In AP/IB/AICE	In AP/IB/AICE
2018-19	2019-20	2020-21	2021-22	2022-23	2023-24
17% 5,508	18% 5,750	19% 6,031	18% 5,656	20% 6,468	23% 7,299
Black Males	Black Males	Black Males	Black Males	Black Males	Black Males
In AP/IB/AICE	In AP/IB/AICE	In AP/IB/AICE	In AP/IB/AICE	In AP/IB/AICE	In AP/IB/AICE
2018-19	2019-20	2020-21	2021-22	2022-23	2023-24
13% 2,062	14% 2,157	14% 2,272	13% 2,129	15% 2,474	19% 2,941

Hispanics	Hispanics	Hispanics	Hispanics	Hispanics	Hispanics
In AP/IB/AICE	In AP/IB/AICE	In AP/IB/AICE	In AP/IB/AICE	In AP/IB/AICE	In AP/IB/AICE
2018-19	2019-20	2020-21	2021-22	2022-23	2023-24
31% 8,243	31% 8,529	32% 8,931	28% 8,116	32% 9,652	36% 10,724
Hispanic Males	Hispanic Males	Hispanic Males	Hispanic Males	Hispanic Males	Hispanic Males
In AP/IB/AICE	In AP/IB/AICE	In AP/IB/AICE	In AP/IB/AICE	In AP/IB/AICE	In AP/IB/AICE
2018-19	2018-19	2020-21	2021-22	2022-23	2023-24
26% 3,603	27 % 3,748	27% 3,953	24 % 3,595	28% 4,319	31% 4,839
ELL Students	ELL Students	ELL Students	ELL Students	ELL Students	ELL Students
In AP/IB/AICE	In AP/IB/AICE	In AP/IB/AICE	In AP/IB/AICE	In AP/IB/AICE	In AP/IB/AICE
2018-2019	2019-2020	2020-2021	2021-2022	2022-2023	2023-2024
14% 793	14% 781	16% 914	13% 673	13% 678	15% 863

The evaluation reveals progress in increasing enrollment in AP/IB/AICE courses for Black and Hispanic students in grade 9-12<sup>th</sup>. Black students increased by 6 percentage points, from 17% in 2018-19 to 23% in 2023-24; Hispanic students also increased by 5 percentage points, from 31% to 36% for the same time period.

## **AP/IB/AICE**

### **Methods and Strategies for Continued Elimination of Enrollment Gaps:**

1. The high school Advanced Academic team consisting of the principal, assistant principal, guidance staff and department heads will monitor the participation and performance of Black, Hispanic, Black male and Hispanic male students, and English Language Learners (ELLs LY, LP, and LF) enrolled in Advanced Academic programs, Advanced Placement (AP), International Baccalaureate (IB), and Advanced International Certificate of Education (AICE) courses in grades 9-12 as well as Dual Enrollment (DE)
2. The high school Advanced Academic team will identify achievements gaps in incoming 9th grade students. In conjunction with the middle schools, they will develop strategies to narrow and eliminate these gaps at the middle school level.
3. Use of student grades, standardized test scores and teacher recommendations along with tools like College Board's AP Potential for identification of students that are ready for Advanced Academic courses and subsequent enrollment in AP, AICE, IB, and DE courses which also includes the identification of English Language Learners regardless of English language proficiency level.
4. Develop a District monitoring tool and reporting procedures for enrollment in Advanced Academic programs in low-income schools. Ensure schools have properly placed all students in appropriate Advanced Academic courses.
5. Encourage and support school-based initiatives to increase parent awareness of AP, IB AICE, and DE courses in the district's top languages (English, Spanish, Haitian Creole, Portuguese).
6. Develop a distance learning program that will allow schools with low student participation to offer AP/IB/AICE courses via a remote learning program. This will enable schools to offer AP/IB/AICE courses not available at their location.
7. Advanced Academic teachers will participate in the Advanced Academic PLC program which focuses on improving teacher content-area knowledge and advanced pedagogical practices.
8. Identify eligible ELLs (LY, LP, and LF) at the time of registration based on previous transcripts regardless of English language proficiency.
9. Increase awareness of the Advanced Academic Leadership Team's use of ELL accommodations, scaffolds, and language acquisition strategies through training.

### **Accountability Measures:**

1. Develop procedures to create and monitor individual school enrollment in Advanced Academic courses at the beginning of the school year. Ensure all potential students are enrolled in the appropriate Advanced Academic course.
2. Continually monitor enrollment in Advanced Academic programs to measure corrections in AP, AICE, IB, and DE course enrollment through the use of school enrollment reports.
3. Develop a District assessment tool to assist schools in evaluating their Advanced Academic program.

### **Timelines**

Increase the number of Black students in grade 9-12 enrolling in AP/IB/AICE courses by 3 percentage points in the 2024-2025 school year.

Increase the number of Black male students in grade 9-12 enrolling in AP/IB/AICE courses by 2 percentage points in the 2024-2025 school year.

Increase the number of Hispanic students in grade 9-12 enrolling in AP/IB/AICE courses by 3 percentage points in the 2024-2025 school year.

Increase the number of Hispanic male students in grade 9-12 enrolling in AP/IB/AICE courses by 2 percentage points in the 2024-2025 school year.

Increase the number of English Language Learners (LY, LP, and LF) in grade 9-12 enrolling in AP/IB/AICE courses by 1 percentage point in the 2024-2025 school year.

**PART III**

**2023-2024**

**EDUCATIONAL EQUITY ACT PLAN**

**Student Participation**

**Evaluation of Methods & Strategies**

**Section – 2**

**Grades 10-12, Dual Enrollment (DE)**



# EVALUATION OF METHODS AND STRATEGIES

The following percentages reflect within race/ethnicity calculations for students enrolled in Dual Enrollment Courses. In 2018-19, 14% of Whites, 11% of Blacks, and 11% of Hispanics, 11% of White Males, 7% Black Males, and 9% of Hispanic Males were enrolled. In 2023-24, 17% of Whites (an increase of 3 percentage points), 11% of Blacks (remain the same), 11% of Hispanics (remain the same), 14% of White Males (an increase of 3 percentage points), 8% of Black Males (an increase of 1 percentage points), and 10% of Hispanic Males (an increase of 1 percentage points) were enrolled.

## Grades 10-12 Dual Enrollment

### Grades 10-12 Enrollment 2023-2024 ( 61,104 )

*White Black Hispanic ELL Students*

<b>17%</b>	<b>10,529</b>	<b>39%</b>	<b>23,959</b>	<b>37%</b>	<b>22,838</b>	<b>7%</b>	<b>4,191</b>
------------	---------------	------------	---------------	------------	---------------	-----------	--------------

Whites	Whites	Whites	Whites	Whites	Whites
In DE	In DE	In DE	In DE	In DE	In DE
2018-19	2019-20	2020-21	2021-22	2022-23	2023-24
<b>14%</b>	<b>1,784</b>	<b>16%</b>	<b>1,987</b>	<b>15%</b>	<b>1,857</b>
White Males	White Males	White Males	White Males	White Males	White Males
In DE	In DE	In DE	In DE	In DE	In DE
2018-19	2019-20	2020-21	2021-22	2022-23	2023-24
<b>11%</b>	<b>749</b>	<b>13%</b>	<b>842</b>	<b>13%</b>	<b>802</b>

Blacks	Blacks	Blacks	Blacks	Blacks	Blacks
In DE	In DE	In DE	In DE	In DE	In DE
2018-19	2019-20	2020-21	2021-22	2022-23	2023-24
<b>11%</b>	<b>2,583</b>	<b>11%</b>	<b>2,559</b>	<b>9%</b>	<b>2,198</b>
Black Males	Black Males	Black Males	Black Males	Black Males	Black Males
In DE	In DE	In DE	In DE	In DE	In DE
2018-19	2019-20	2020-21	2021-22	2022-23	2023-24
<b>7%</b>	<b>891</b>	<b>7%</b>	<b>884</b>	<b>6%</b>	<b>739</b>

Hispanics	Hispanics	Hispanics	Hispanics	Hispanics	Hispanics
In DE	In DE	In DE	In DE	In DE	In DE
2018-19	2019-20	2020-21	2021-22	2022-23	2022-23
<b>11%</b>	<b>2,263</b>	<b>11%</b>	<b>2,327</b>	<b>11%</b>	<b>2,238</b>
Hispanic Males	Hispanic Males	Hispanic Males	Hispanic Males	Hispanic Males	Hispanic Males
In DE	In DE	In DE	In DE	In DE	In DE
2018-19	2019-20	2020-21	2021-22	2022-23	2023-24
<b>9%</b>	<b>901</b>	<b>9%</b>	<b>946</b>	<b>8%</b>	<b>857</b>
ELL Students	ELL Students	ELL Students	ELL Students	ELL Students	ELL Students
In DE	In DE	In DE	In DE	In DE	In DE
2018-2019	2019-2020	2020-2021	2021-2022	2022-2023	2023-2024
<b>2%</b>	<b>98</b>	<b>2%</b>	<b>72</b>	<b>2%</b>	<b>84</b>



The evaluation reveals progress in increasing enrollment in Dual Enrollment courses for Black and Hispanic students in grades 9-12<sup>th</sup>. Black students remain the same, from 11% in 2018-19 to 11% in 2023-24; Hispanic student also remain the same from 11% to 11% for the same time period.

## **DUAL ENROLLMENT**

### **Methods and Strategies for Continued Elimination of Enrollment Gaps:**

1. The high school dual enrollment team consisting of the principal, assistant principal, guidance staff and department heads will monitor the participation and performance of Black, Hispanic, Black male and Hispanic male students, in addition to English Language Learners (ELLs LY, LP, and LF), enrolled in dual enrollment courses.
2. Encourage and support school-based initiatives to increase parent awareness of dual enrollment courses in the district's top languages (English, Spanish, Haitian Creole, Portuguese).
3. Increase dual enrollment course offerings with post-secondary institution partners by identifying specific college and career pathways
4. Develop a distance learning program that will allow schools with low student participation to offer dual enrollment courses via a remote learning program. This will enable schools to offer dual enrollment courses not available at their location.
5. Identify eligible ELLs (LY, LP, and LF) at the time of registration based on previous transcripts regardless of English language proficiency. Encourage student preparation for required assessment, if necessary (i.e., ACCU-PLACER, PERT, SAT, and ACT)

### **Accountability Measures:**

1. Develop procedures to create and monitor student progress in dual enrollment courses by high school at the beginning of the school year. Ensure that all eligible dual enrollment students have access to a dual enrollment course.
2. Continually monitor and measure dual enrollment participation through the use of school enrollment reports.
3. Develop a District assessment tool to assist schools in evaluating their dual enrollment program.

## **Timelines**

Increase the number of Black students in grade 9-12 enrolling in Dual Enrollment courses by 3 percentage points in the 2024-2025 school year.

Increase the number of Hispanic students in grade 9-12 enrolling in Dual Enrollment courses by 3 percentage points in the 2024-2025 school year.

Increase the number of Black male students in grade 9-12 enrolling in Dual Enrollment courses by 2 percentage points in the 2024-2025 school year.

Increase the number of Hispanic male students in grade 9-12 enrolling in Dual Enrollment courses by 2 percentage points in the 2024-2025 school year.

Increase the number of English Language Learners (LY, LP, and LF) in grade 9-12 enrolling in Dual Enrollment courses by 1 percentage point in the 2024-2025 school year.

**PART III**

**2023-2024**

**EDUCATIONAL EQUITY ACT PLAN**

**Student Participation**

**Evaluation of Methods & Strategies**

**Section – 3**

**Grades 9-12, Level 3 Courses**

**(including AP/IB/AICE, DE and Honors)**

## EVALUATION OF METHODS AND STRATEGIES

The following percentages reflect within race/ethnicity calculations for students enrolled in all Level 3 Courses. In 2018-19, 77% of Whites, 55% of Blacks, and 68% of Hispanics, 72% of White Males, 47% of Black Males, and 64% of Hispanic Males were enrolled. In 2023-24, 82% of Whites (an increase of 5 percentage points), 70% of Black (an increase of 15 percentage points), 77% of Hispanics (an increase of 9 percentage points), 80% of White Males (an increase of 8 percentage points), 65% of Black Males (an increase of 18 percentage points), and 74% of Hispanic Males (an increase of 10 percentage points) were enrolled.

### Grades 9-12 All Level 3 Courses (including AP/IB/AICE, DE and Honors)

#### Grades 9-12 Enrollment 2023-24 ( 80,348 )

White		Black		Hispanic		ELL Students	
17%	13,673	39%	31,478	38%	30,172	7%	5,690

Whites	Whites	Whites	Whites	Whites	Whites
All Level 3	In Level 3	In Level 3	In Level 3	In Level 3	All Level 3
2018-19	2019-20	2020-21	2021-22	2022-23	2023-24
77% 12,840	76% 13,811	77% 12,840	79% 12,975	79% 11,504	82% 11,227
White Males	White Males	White Males	White Males	White Males	White Males
All Level 3	In Level 3	In Level 3	In Level 3	In Level 3	All Level 3
2018-19	2019-20	2020-21	2021-22	2022-23	2023-24
72 % 6,294	71% 6,745	72% 6,294	75% 6,394	75% 5,604	80% 5,642

Blacks	Blacks	Blacks	Blacks	Blacks	Blacks
All Level 3	In Level 3	In Level 3	In Level 3	In Level 3	All Level 3
2018-19	2019-20	2020-21	2021-22	2022-23	2023-24
55% 17,738	54% 18,013	55% 17,738	60% 19,125	62% 19,583	70% 21,931
Black Males	Black Males	Black Males	Black Males	Black Males	Black Males
All Level 3	In Level 3	In Level 3	In Level 3	In Level 3	All Level 3
2018-19	2019-20	2020-21	2021-22	2022-23	2023-24
47% 7,849	45% 7,681	47% 7,849	53% 8,513	55% 8,882	65% 10,333

Hispanics	Hispanics	Hispanics	Hispanics	Hispanics	Hispanics
All Level 3	In Level 3	In Level 3	In Level 3	In Level 3	All Level 3
2018-19	2019-20	2020-21	2021-22	2022-23	2023-24
68% 18,482	67% 17,088	68% 18,482	71% 19,539	71% 21,259	77% 23,222
Hispanic Males	Hispanic Males	Hispanic Males	Hispanic Males	Hispanic Males	Hispanic Males
All Level 3	In Level 3	In Level 3	In Level 3	In Level 3	All Level 3
2018-19	2019-20	2020-21	2021-22	2022-23	2023-24
64 % 8,764	63% 8,204	64% 8,764	67% 9,406	67% 10,326	74% 11,481
ELL Students	ELL Students	ELL Students	ELL Students	ELL Students	ELL Students
All Level 3	All Level 3	All Level 3	All Level 3	All Level 3	All Level 3
2018-19	2019-2020	2020-2021	2021-2022	2022-2023	2023-2024
38 % 2,141	41% 2,197	38% 2,141	43% 2,434	48% 2,548	57% 3,247



The evaluation reveals progress in increasing enrollment in Level 3 courses for Black and Hispanic students in grades 9-12. Black students increased by 15 percentage points, from 55% in 2018-19 to 70% in 2023-24; Hispanic students also increased by 9 percentage points from 68% to 77% for the same time period.

## **LEVEL 3 COURSES**

### **Methods and Strategies for Continued Elimination of Enrollment Gaps:**

1. The high school team consisting of the principal, assistant principal, guidance staff and department heads will monitor the participation and performance of Black, Hispanic, Black male and Hispanic male students, in addition to English Language Learners (ELLs LY, LP, and LF), enrolled in all level three courses.
2. Encourage and support school-based initiatives to increase parent awareness of level three courses in the district's top languages (English, Spanish, Haitian Creole, Portuguese).
3. Develop a distance learning program that will allow schools with low student participation to offer level three courses via a remote learning program. This will enable schools to offer level three courses not available at their location.
4. Identify eligible ELLs (LY, LP, and LF) at the time of registration based on previous transcripts regardless of English language proficiency.
5. Increase awareness of the High School Team's use of ELL accommodations, scaffolds, and language acquisition strategies through training.

### **Accountability Measures:**

1. Continually monitor level three course enrollment to measure corrections in enrollment through the use of school enrollment reports.
2. Develop a District assessment tool to assist schools in evaluating their Level 3 courses.



## **Timelines**

Increase the number of Black students in grade 9-12 enrolling in level three courses by 3 percentage points in the 2024-2025 school year.

Increase the number of Black male students in grade 9-12 enrolling in level three courses by 2 percentage points in the 2024-2025 school year.

Increase the number of Hispanic students in grade 9-12 enrolling in level three courses by 3 percentage points in the 2024-2025 school year.

Increase the number of Hispanic male students in grade 9-12 enrolling in level three courses by 2 percentage points in the 2024-2025 school year.

Increase the number of English Language Learners (LY, LP, and LF) in grade 9-12 enrolling in level 3 courses by 1 percentage point in the 2024-2025 school year.

**PART IV**

**2023-2024**

**EDUCATIONAL EQUITY ACT PLAN**

**Gender Equity in Athletics**

**Section - A**

**Compliance Verification Form**

**Part IV - A**

**2023-2024**

**EDUCATIONAL EQUITY ACT PLAN**

**Compliance Verification Form**

The Compliance Verification Form for Broward County Public Schools indicates that the District is not in compliance in the following areas:

1. Sports and levels of competition effectively accommodate the interests and abilities of members of both sexes.


## PART IV: GENDER EQUITY IN ATHLETICS

### Section A: Athletic Compliance Verification Form

1. Sports and levels of competition effectively accommodate the interests and abilities of members of both sexes. [Section 1000.05(3)(d)(1), F.S.; Rule 6A-19.004(2), FAC; Title IX: 106.41(c)(1)]  
☐ IN COMPLIANCE      ☒ NOT IN COMPLIANCE
2. Equipment and supplies are provided equitably to female and male teams. [Section 1000.05(3)(d)(2), F.S.; Rule 6A-19.004(4), FAC; Title IX: 106.41(c)(2)]  
☒ IN COMPLIANCE      ☐ NOT IN COMPLIANCE
3. Scheduling of games and practice times provide equal opportunities. [Section 1000.05(3)(d)(3), F.S.; Rule 6A-19.004(5), FAC; Title IX: 106.41(c)(3)]  
☒ IN COMPLIANCE      ☐ NOT IN COMPLIANCE
4. Travel and Per Diem allowances are provided for athletes in an equitable manner. [Section 1000.05(3)(d)(4), F.S.; Rule 6A-19.004(6), FAC; Title IX: 106(c)(4)]  
☒ IN COMPLIANCE      ☐ NOT IN COMPLIANCE
5. Opportunities to receive coaching are provided in an equitable manner. [Section 1000.05(3)(d)(5), F.S.; Rule 6A-19.004(7), FAC; Title IX: 106.41(c)(5)]  
☒ IN COMPLIANCE      ☐ NOT IN COMPLIANCE
6. Locker rooms, practice facilities and competitive facilities are of comparable quality for male and female teams. [Section 1000.05(3)(d)(7), F.S.; Rule 6A-19.004(8), FAC; Title IX: 106.41(c)(7)]  
☒ IN COMPLIANCE      ☐ NOT IN COMPLIANCE
7. Medical and training facilities and services, including insurance, are provided in an equitable manner. [Section 1000.05(3)(d)(8), F.S.; Rule 6A-19.004(9), FAC; Title IX: 106.41 (c)(8)]  
☒ IN COMPLIANCE      ☐ NOT IN COMPLIANCE

8. Publicity and promotion of male and female teams support equal opportunity. [Section 1000.05(3)(d)(10), F.S.; Rule 6A-19.004(10), FAC; Title IX: 106.41(c)(10)]  
☒ IN COMPLIANCE ☐ NOT IN COMPLIANCE
9. Support services are equitable for male and female teams. [Rule 6A-19.004(11), FAC; Title IX: 106.41(a)]  
☒ IN COMPLIANCE ☐ NOT IN COMPLIANCE

I hereby verify that the District is in compliance with the identified components of our athletics program, as required by Title IX and the Florida Educational Equity Act

  
\_\_\_\_\_  
Superintendent Signature

5/22/24  
\_\_\_\_\_  
Date



**PART IV**

**2023-2024**

**EDUCATIONAL EQUITY ACT PLAN**

**Gender Equity in Athletics**

**Section - B**

**Athletic Participation Monitoring Form**

**(Interests & Abilities)**

## 2023-24 MONITORING FORMS

**COMPONENT 1:** NOTE: OCR defines a participant as anyone who (1) participated in competition or (2) participated with the team and was eligible for competition but did not play. Participation is determined as of the date of the first competitive event for the sport. For varsity teams, enter the number of athletes. For junior varsity, freshmen and B-teams, enter the number of athletes and, if there is more than one team, enter the number of teams.

School: Blanche Ely	Number of Participants				Number of Participants				
Varsity Teams	Males	Females	Total	JV, Freshman B-teams Non-Varsity Teams	# Team	Males	# Team	Females	Total
Baseball	10	0	10	Baseball	0	0	0	0	0
Basketball	13	0	13	Basketball	1	8	1	7	15
Cross Country	5	5	10	Cross Country	0	0	0	0	0
Flag Football/ Football	40	15	55	Flag Football/ Football	1	30	1	10	40
Golf	0	0	0	Golf	0	0	0	0	0
Lacrosse	0	0	0	Lacrosse	0	0	0	0	0
Soccer	17	15	32	Soccer	0	0	0	0	0
Softball	0	0	0	Softball	0	0	0	0	0
Swimming/Diving	0	0	0	Swimming/Diving	0	0	0	0	0
Tennis	0	5	5	Tennis	0	0	0	0	0
Track & Field	30	15	45	Track & Field	0	0	0	0	0
Volleyball	0	15	15	Volleyball	1	10	0	0	10
Water Polo	0	0	0	Water Polo	0	0	0	0	0
Wrestling	0	0	0	Wrestling	0	0	0	0	0
Total Varsity Participants	115	70	185	Total JV Participants	48		17		65
% of Varsity Participants	62%	38%	100%	% of JV Participants	74%		26%		100%
Total Student Enrollment by Gender 2023-2024	884	1006	1890	Total Student Enrollment by Gender 2023-2024	884		1006		1890
% Student Enrollment by Gender 2023-2024	47%	53%	100%	% Student Enrollment by Gender 2023-2024	47%		53%		100%

The total percentage of male and female student enrollment should equal 100%.

## 2023-24 MONITORING FORMS

**COMPONENT 1:** NOTE: OCR defines a participant as anyone who (1) participated in competition or (2) participated with the team and was eligible for competition but did not play. Participation is determined as of the date of the first competitive event for the sport. For varsity teams, enter the number of athletes. For junior varsity, freshmen and B-teams, enter the number of athletes and, if there is more than one team, enter the number of teams.

School: Boyd Anderson	Number of Participants				Number of Participants				
Varsity Teams	Males	Females	Total	JV, Freshman B-teams Non-Varsity Teams	# Team	Males	# Team	Females	Total
Baseball	15	0	15	Baseball	1	10	0	0	10
Basketball	15	0	15	Basketball	1	11	0	0	11
Cross Country	20	25	45	Cross Country	0	0	0	0	0
Flag Football/ Football	40	13	53	Flag Football/ Football	1	20	1	10	30
Golf	0	0	0	Golf	0	0	0	0	0
Lacrosse	0	0	0	Lacrosse	0	0	0	0	0
Soccer	25	0	25	Soccer	0	0	0	0	0
Softball	0	15	15	Softball	0	0	0	0	0
Swimming/Diving	0	0	0	Swimming/Diving	0	0	0	0	0
Tennis	0	0	0	Tennis	0	0	0	0	0
Track & Field	31	21	52	Track & Field	0	0	0	0	0
Volleyball	12	11	23	Volleyball	0	0	0	0	0
Water Polo	0	0	0	Water Polo	0	0	0	0	0
Wrestling	0	0	0	Wrestling	0	0	0	0	0
Total Varsity Participants	158	85	243	Total JV Participants	41		10		51
% of Varsity Participants	65%	35%	100%	% of JV Participants	80%		20%		100%
Total Student Enrollment by Gender 2023-2024	1095	1043	2138	Total Student Enrollment by Gender 2023-2024	1095		1043		2138
% Student Enrollment by Gender 2023-2024	51%	49%	100%	% Student Enrollment by Gender 2023-2024	51%		49%		100%

The total percentage of male and female student enrollment should equal 100%.



## 2023-24 MONITORING FORMS

**COMPONENT 1:** NOTE: OCR defines a participant as anyone who (1) participated in competition or (2) participated with the team and was eligible for competition but did not play. Participation is determined as of the date of the first competitive event for the sport. For varsity teams, enter the number of athletes. For junior varsity, freshmen and B-teams, enter the number of athletes and, if there is more than one team, enter the number of teams.

School: Coconut Creek	Number of Participants			JV, Freshman B-teams Non-Varsity Teams	Number of Participants				
Varsity Teams	Males	Females	Total		# Team	Males	# Team	Females	Total
Baseball	10	0	10	Baseball	0	0	0	0	0
Basketball	15	15	30	Basketball	1	10	0	0	10
Cross Country	10	10	20	Cross Country	0	0	0	0	0
Flag Football/ Football	60	20	80	Flag Football/ Football	1	30	0	0	30
Golf	0	0	0	Golf	0	0	0	0	0
Lacrosse	0	0	0	Lacrosse	0	0	0	0	0
Soccer	20	15	35	Soccer	0	0	0	0	0
Softball	0	0	0	Softball	0	0	0	0	0
Swimming/Diving	0	0	0	Swimming/Diving	0	0	0	0	0
Tennis	0	0	0	Tennis	0	0	0	0	0
Track & Field	20	15	35	Track & Field	0	0	0	0	0
Volleyball	11	11	22	Volleyball	0	0	0	0	0
Water Polo	0	0	0	Water Polo	0	0	0	0	0
Wrestling	0	0	0	Wrestling	0	0	0	0	0
Total Varsity Participants	146	86	232	Total JV Participants	40		0		40
% of Varsity Participants	63%	37%	100%	% of JV Participants	100%		0%		100%
Total Student Enrollment by Gender 2023-2024	924	947	1871	Total Student Enrollment by Gender 2023-2024	924		947		1871
% Student Enrollment by Gender 2023-2024	49%	51%	100%	% Student Enrollment by Gender 2023-2024	49%		51%		100%

The total percentage of male and female student enrollment should equal 100%.

## 2023-24 MONITORING FORMS

**COMPONENT 1:** NOTE: OCR defines a participant as anyone who (1) participated in competition or (2) participated with the team and was eligible for competition but did not play. Participation is determined as of the date of the first competitive event for the sport. For varsity teams, enter the number of athletes. For junior varsity, freshmen and B-teams, enter the number of athletes and, if there is more than one team, enter the number of teams.

School: Cooper City	Number of Participants				Number of Participants				
Varsity Teams	Males	Females	Total	JV, Freshman B-teams Non-Varsity Teams	# Team	Males	# Team	Females	Total
Baseball	18	1	19	Baseball	1	15	0	0	15
Basketball	15	14	29	Basketball	1	13	0	0	13
Cross Country	8	22	30	Cross Country	0	0	0	0	0
Flag Football/ Football	57	27	84	Flag Football/ Football	1	39	1	15	54
Golf	5	3	8	Golf	0	0	0	0	0
Lacrosse	27	31	58	Lacrosse	0	0	0	0	0
Soccer	26	37	63	Soccer	0	0	1	25	25
Softball	0	15	15	Softball	0	0	1	11	11
Swimming/Diving	19	23	42	Swimming/Diving	0	0	0	0	0
Tennis	7	13	20	Tennis	0	0	0	0	0
Track & Field	30	34	64	Track & Field	0	0	0	0	0
Volleyball	14	15	29	Volleyball	0	0	1	14	14
Water Polo	18	21	39	Water Polo	0	0	0	0	0
Wrestling	25	1	26	Wrestling	0	0	0	0	0
Total Varsity Participants	269	257	526	Total JV Participants	67		65		132
% of Varsity Participants	51%	49%	100%	% of JV Participants	51%		49%		100%
Total Student Enrollment by Gender 2023-2024	1142	1097	2239	Total Student Enrollment by Gender 2023-2024	1142		1097		2239
% Student Enrollment by Gender 2023-2024	51%	49%	100%	% Student Enrollment by Gender 2023-2024	51%		49%		100%

The total percentage of male and female student enrollment should equal 100%.



## 2023-24 MONITORING FORMS

**COMPONENT 1:** NOTE: OCR defines a participant as anyone who (1) participated in competition or (2) participated with the team and was eligible for competition but did not play. Participation is determined as of the date of the first competitive event for the sport. For varsity teams, enter the number of athletes. For junior varsity, freshmen and B-teams, enter the number of athletes and, if there is more than one team, enter the number of teams.

School: Coral Glades	Number of Participants				Number of Participants				
Varsity Teams	Males	Females	Total	JV, Freshman B-teams Non-Varsity Teams	# Team	Males	# Team	Females	Total
Baseball	16	0	16	Baseball	1	10	0	0	10
Basketball	15	14	29	Basketball	1	10	0	14	24
Cross Country	5	7	12	Cross Country	0	0	0	0	0
Flag Football/ Football	38	22	60	Flag Football/ Football	1	25	0	0	25
Golf	4	3	7	Golf	0	0	0	0	0
Lacrosse	21	24	45	Lacrosse	0	0	0	0	0
Soccer	25	24	49	Soccer	0	0	1	13	13
Softball	0	20	20	Softball	0	0	0	10	10
Swimming/Diving	7	17	24	Swimming/Diving	0	0	0	0	0
Tennis	0	0	0	Tennis	0	0	0	0	0
Track & Field	20	23	43	Track & Field	0	0	0	0	0
Volleyball	9	15	24	Volleyball	0	0	1	9	9
Water Polo	0	0	0	Water Polo	0	0	0	0	0
Wrestling	0	0	0	Wrestling	0	0	0	0	0
Total Varsity Participants	160	169	329	Total JV Participants	45		46		91
% of Varsity Participants	49%	51%	100%	% of JV Participants	49%		51%		100%
Total Student Enrollment by Gender 2023-2024	1313	1342	2655	Total Student Enrollment by Gender 2023-2024	1313		1342		2655
% Student Enrollment by Gender 2023-2024	49%	51%	100%	% Student Enrollment by Gender 2023-2024	49%		51%		100%

The total percentage of male and female student enrollment should equal 100%.

## 2023-24 MONITORING FORMS

**COMPONENT 1:** NOTE: OCR defines a participant as anyone who (1) participated in competition or (2) participated with the team and was eligible for competition but did not play. Participation is determined as of the date of the first competitive event for the sport. For varsity teams, enter the number of athletes. For junior varsity, freshmen and B-teams, enter the number of athletes and, if there is more than one team, enter the number of teams.

School: Coral Springs	Number of Participants				Number of Participants				
Varsity Teams	Males	Females	Total	JV, Freshman B-teams Non-Varsity Teams	# Team	Males	# Team	Females	Total
Baseball	17	0	17	Baseball	1	15	0	0	15
Basketball	15	12	27	Basketball	1	15	1	8	23
Cross Country	17	15	32	Cross Country	0	0	0	0	0
Flag Football/ Football	57	30	87	Flag Football/ Football	1	44	1	23	67
Golf	2	1	3	Golf	0	0	0	0	0
Lacrosse	19	13	32	Lacrosse	0	0	0	0	0
Soccer	25	22	47	Soccer	0	0	1	17	17
Softball	0	19	19	Softball	0	0	0	0	0
Swimming/Diving	4	3	7	Swimming/Diving	0	0	0	0	0
Tennis	10	16	26	Tennis	0	0	0	0	0
Track & Field	51	57	108	Track & Field	0	0	0	0	0
Volleyball	19	25	44	Volleyball	0	0	1	20	20
Water Polo	6	10	16	Water Polo	0	0	0	0	0
Wrestling	27	6	33	Wrestling	1	6	1	10	16
Total Varsity Participants	269	229	498	Total JV Participants	80		78		158
% of Varsity Participants	54%	46%	100%	% of JV Participants	51%		49%		100%
Total Student Enrollment by Gender 2023-2024	1083	1031	2114	Total Student Enrollment by Gender 2023-2024	1083		1031		2114
% Student Enrollment by Gender 2023-2024	51%	49%	100%	% Student Enrollment by Gender 2023-2024	51%		49%		100%

The total percentage of male and female student enrollment should equal 100%.

## 2023-24 MONITORING FORMS

**COMPONENT 1:** NOTE: OCR defines a participant as anyone who (1) participated in competition or (2) participated with the team and was eligible for competition but did not play. Participation is determined as of the date of the first competitive event for the sport. For varsity teams, enter the number of athletes. For junior varsity, freshmen and B-teams, enter the number of athletes and, if there is more than one team, enter the number of teams.

School: Cypress Bay	Number of Participants				Number of Participants				
Varsity Teams	Males	Females	Total	JV, Freshman B-teams Non-Varsity Teams	# Team	Males	# Team	Females	Total
Baseball	21	0	21	Baseball	1	17	0	0	17
Basketball	14	16	30	Basketball	1	12	0	0	12
Cross Country	20	19	39	Cross Country	0	0	0	0	0
Flag Football/ Football	55	28	83	Flag Football/ Football	1	25	0	0	25
Golf	8	8	16	Golf	0	0	0	0	0
Lacrosse	25	37	62	Lacrosse	0	0	0	0	0
Soccer	23	23	46	Soccer	0	0	1	30	30
Softball	0	15	15	Softball	0	0	0	0	0
Swimming/Diving	18	23	41	Swimming/Diving	0	0	0	0	0
Tennis	9	10	19	Tennis	0	0	0	0	0
Track & Field	13	25	38	Track & Field	0	0	0	0	0
Volleyball	15	31	46	Volleyball	0	0	1	31	31
Water Polo	12	15	27	Water Polo	0	0	0	0	0
Wrestling	29	2	31	Wrestling	1	9	0	0	9
Total Varsity Participants	262	252	514	Total JV Participants	63		61		124
% of Varsity Participants	51%	49%	100%	% of JV Participants	51%		49%		100%
Total Student Enrollment by Gender 2023-2024	2324	2252	4576	Total Student Enrollment by Gender 2023-2024	2324		2252		4576
% Student Enrollment by Gender 2023-2024	51%	49%	100%	% Student Enrollment by Gender 2023-2024	51%		49%		100%

The total percentage of male and female student enrollment should equal 100%.

### 2023-24 MONITORING FORMS

**COMPONENT 1:** NOTE: OCR defines a participant as anyone who (1) participated in competition or (2) participated with the team and was eligible for competition but did not play. Participation is determined as of the date of the first competitive event for the sport. For varsity teams, enter the number of athletes. For junior varsity, freshmen and B-teams, enter the number of athletes and, if there is more than one team, enter the number of teams.

School: Deerfield Beach	Number of Participants				Number of Participants				
Varsity Teams	Males	Females	Total	JV, Freshman B-teams Non-Varsity Teams	# Team	Males	# Team	Females	Total
Baseball	15	0	15	Baseball	0	0	0	0	0
Basketball	15	17	32	Basketball	1	10	1	15	25
Cross Country	10	15	25	Cross Country	0	0	0	0	0
Flag Football/ Football	50	20	70	Flag Football/ Football	1	40	1	20	60
Golf	5	8	13	Golf	0	0	0	0	0
Lacrosse	0	0	0	Lacrosse	0	0	0	0	0
Soccer	20	20	40	Soccer	0	0	1	15	15
Softball	0	15	15	Softball	0	0	1	10	10
Swimming/Diving	10	15	25	Swimming/Diving	0	0	0	0	0
Tennis	10	15	25	Tennis	0	0	0	0	0
Track & Field	15	20	35	Track & Field	0	0	0	0	0
Volleyball	10	15	25	Volleyball	0	0	1	15	15
Water Polo	0	10	10	Water Polo	0	0	0	0	0
Wrestling	15	6	21	Wrestling	0	0	0	0	0
Total Varsity Participants	175	176	351	Total JV Participants	50		75		125
% of Varsity Participants	50%	50%	100%	% of JV Participants	40%		60%		100%
Total Student Enrollment by Gender 2023-2024	1025	1002	2027	Total Student Enrollment by Gender 2023-2024	1025		1002		2027
% Student Enrollment by Gender 2023-2024	51%	49%	100%	% Student Enrollment by Gender 2023-2024	51%		49%		100%

The total percentage of male and female student enrollment should equal 100%.



## 2023-24 MONITORING FORMS

**COMPONENT 1:** NOTE: OCR defines a participant as anyone who (1) participated in competition or (2) participated with the team and was eligible for competition but did not play. Participation is determined as of the date of the first competitive event for the sport. For varsity teams, enter the number of athletes. For junior varsity, freshmen and B-teams, enter the number of athletes and, if there is more than one team, enter the number of teams.

School: Dillard	Number of Participants				Number of Participants				
Varsity Teams	Males	Females	Total	JV, Freshman B-teams Non-Varsity Teams	# Team	Males	# Team	Females	Total
Baseball	0	0	0	Baseball	0	0	0	0	0
Basketball	15	9	24	Basketball	1	9	1	7	16
Cross Country	8	12	20	Cross Country	0	0	0	0	0
Flag Football/ Football	70	20	90	Flag Football/ Football	1	52	1	10	62
Golf	0	0	0	Golf	0	0	0	0	0
Lacrosse	0	0	0	Lacrosse	0	0	0	0	0
Soccer	15	0	15	Soccer	0	0	0	0	0
Softball	0	0	0	Softball	0	0	0	0	0
Swimming/Diving	6	10	16	Swimming/Diving	0	0	0	0	0
Tennis	0	0	0	Tennis	0	0	0	0	0
Track & Field	34	24	58	Track & Field	0	0	0	0	0
Volleyball	0	9	9	Volleyball	0	0	1	6	6
Water Polo	0	0	0	Water Polo	0	0	0	0	0
Wrestling	16	1	17	Wrestling	0	0	0	0	0
Total Varsity Participants	164	85	249	Total JV Participants	61		23		84
% of Varsity Participants	66%	34%	100%	% of JV Participants	73%		27%		100%
Total Student Enrollment by Gender 2023-2024	1017	1108	2125	Total Student Enrollment by Gender 2023-2024	1017		1108		2125
% Student Enrollment by Gender 2023-2024	48%	52%	100%	% Student Enrollment by Gender 2023-2024	48%		52%		100%

The total percentage of male and female student enrollment should equal 100%.



## 2023-24 MONITORING FORMS

**COMPONENT 1:** NOTE: OCR defines a participant as anyone who (1) participated in competition or (2) participated with the team and was eligible for competition but did not play. Participation is determined as of the date of the first competitive event for the sport. For varsity teams, enter the number of athletes. For junior varsity, freshmen and B-teams, enter the number of athletes and, if there is more than one team, enter the number of teams.

School: Everglades	Number of Participants				Number of Participants				
Varsity Teams	Males	Females	Total	JV, Freshman B-teams Non-Varsity Teams	# Team	Males	# Team	Females	Total
Baseball	20	0	20	Baseball	0	0	0	0	0
Basketball	16	19	35	Basketball	1	14	0	0	14
Cross Country	9	8	17	Cross Country	0	0	0	0	0
Flag Football/ Football	45	35	80	Flag Football/ Football	1	39	0	0	39
Golf	4	6	10	Golf	0	0	0	0	0
Lacrosse	0	0	0	Lacrosse	0	0	0	0	0
Soccer	23	26	49	Soccer	0	0	0	0	0
Softball	0	0	0	Softball	0	0	0	0	0
Swimming/Diving	13	19	32	Swimming/Diving	0	0	0	0	0
Tennis	10	15	25	Tennis	0	0	0	0	0
Track & Field	57	47	104	Track & Field	0	0	0	0	0
Volleyball	12	18	30	Volleyball	0	0	1	14	14
Water Polo	0	0	0	Water Polo	0	0	0	0	0
Wrestling	24	7	31	Wrestling	0	0	0	0	0
Total Varsity Participants	233	200	433	Total JV Participants	53		14		67
% of Varsity Participants	54%	46%	100%	% of JV Participants	79%		21%		100%
Total Student Enrollment by Gender 2023-2024	1073	932	2005	Total Student Enrollment by Gender 2023-2024	1073		932		2005
% Student Enrollment by Gender 2023-2024	54%	46%	100%	% Student Enrollment by Gender 2023-2024	54%		46%		100%

The total percentage of male and female student enrollment should equal 100%.

## 2023-24 MONITORING FORMS

**COMPONENT 1:** NOTE: OCR defines a participant as anyone who (1) participated in competition or (2) participated with the team and was eligible for competition but did not play. Participation is determined as of the date of the first competitive event for the sport. For varsity teams, enter the number of athletes. For junior varsity, freshmen and B-teams, enter the number of athletes and, if there is more than one team, enter the number of teams.

School: Flanagan	Number of Participants				Number of Participants				
Varsity Teams	Males	Females	Total	JV, Freshman B-teams Non-Varsity Teams	# Team	Males	# Team	Females	Total
Baseball	20	0	20	Baseball	1	10	0	0	10
Basketball	15	13	28	Basketball	1	12	0	0	12
Cross Country	7	12	19	Cross Country	0	0	0	0	0
Flag Football/ Football	42	22	64	Flag Football/ Football	1	22	1	19	41
Golf	1	2	3	Golf	0	0	0	0	0
Lacrosse	0	0	0	Lacrosse	0	0	0	0	0
Soccer	21	25	46	Soccer	0	0	0	0	0
Softball	0	18	18	Softball	0	0	0	0	0
Swimming/Diving	11	14	25	Swimming/Diving	0	0	0	0	0
Tennis	5	9	14	Tennis	0	0	0	0	0
Track & Field	18	27	45	Track & Field	0	0	0	0	0
Volleyball	14	15	29	Volleyball	0	0	1	23	23
Water Polo	12	10	22	Water Polo	0	0	0	0	0
Wrestling	13	3	16	Wrestling	0	0	0	0	0
Total Varsity Participants	179	170	349	Total JV Participants	44		42		86
% of Varsity Participants	51%	49%	100%	% of JV Participants	51%		49%		100%
Total Student Enrollment by Gender 2023-2024	1190	1153	2343	Total Student Enrollment by Gender 2023-2024	1190		1153		2343
% Student Enrollment by Gender 2023-2024	51%	49%	100%	% Student Enrollment by Gender 2023-2024	51%		49%		100%

The total percentage of male and female student enrollment should equal 100%.

## 2023-24 MONITORING FORMS

**COMPONENT 1:** NOTE: OCR defines a participant as anyone who (1) participated in competition or (2) participated with the team and was eligible for competition but did not play. Participation is determined as of the date of the first competitive event for the sport. For varsity teams, enter the number of athletes. For junior varsity, freshmen and B-teams, enter the number of athletes and, if there is more than one team, enter the number of teams.

School: Fort Lauderdale	Number of Participants				Number of Participants				
Varsity Teams	Males	Females	Total	JV, Freshman B-teams Non-Varsity Teams	# Team	Males	# Team	Females	Total
Baseball	14	0	14	Baseball	1	12	0	0	12
Basketball	12	18	30	Basketball	1	8	1	16	24
Cross Country	6	16	22	Cross Country	0	0	0	0	0
Flag Football/ Football	53	1	54	Flag Football/ Football	1	33	0	0	33
Golf	0	0	0	Golf	0	0	0	0	0
Lacrosse	0	4	4	Lacrosse	0	0	0	0	0
Soccer	19	28	47	Soccer	0	0	0	0	0
Softball	0	18	18	Softball	0	0	1	14	14
Swimming/Diving	21	39	60	Swimming/Diving	0	0	0	0	0
Tennis	6	18	24	Tennis	0	0	0	0	0
Track & Field	28	44	72	Track & Field	0	0	0	0	0
Volleyball	12	18	30	Volleyball	0	0	1	16	16
Water Polo	10	18	28	Water Polo	0	0	0	0	0
Wrestling	12	0	12	Wrestling	0	0	0	0	0
Total Varsity Participants	193	222	415	Total JV Participants	53		46		99
% of Varsity Participants	47%	53%	100%	% of JV Participants	54%		46%		100%
Total Student Enrollment by Gender 2023-2024	929	1198	2127	Total Student Enrollment by Gender 2023-2024	929		1198		2127
% Student Enrollment by Gender 2023-2024	44%	56%	100%	% Student Enrollment by Gender 2023-2024	44%		56%		100%

The total percentage of male and female student enrollment should equal 100%.



## 2023-24 MONITORING FORMS

**COMPONENT 1:** NOTE: OCR defines a participant as anyone who (1) participated in competition or (2) participated with the team and was eligible for competition but did not play. Participation is determined as of the date of the first competitive event for the sport. For varsity teams, enter the number of athletes. For junior varsity, freshmen and B-teams, enter the number of athletes and, if there is more than one team, enter the number of teams.

School: Hallandale	Number of Participants				Number of Participants				
Varsity Teams	Males	Females	Total	JV, Freshman B-teams Non-Varsity Teams	# Team	Males	# Team	Females	Total
Baseball	10	0	10	Baseball	0	0	0	0	0
Basketball	9	15	24	Basketball	1	12	0	0	12
Cross Country	1	5	6	Cross Country	0	0	0	0	0
Flag Football/ Football	45	15	60	Flag Football/ Football	0	0	1	9	9
Golf	0	2	2	Golf	0	0	0	0	0
Lacrosse	0	0	0	Lacrosse	0	0	0	0	0
Soccer	25	30	55	Soccer	0	0	0	0	0
Softball	0	12	12	Softball	0	0	0	0	0
Swimming/Diving	0	0	0	Swimming/Diving	0	0	0	0	0
Tennis	1	4	5	Tennis	0	0	0	0	0
Track & Field	3	4	7	Track & Field	0	0	0	0	0
Volleyball	10	20	30	Volleyball	0	0	1	20	20
Water Polo	0	0	0	Water Polo	0	0	0	0	0
Wrestling	6	4	10	Wrestling	0	0	0	0	0
Total Varsity Participants	110	111	221	Total JV Participants	12		29		41
% of Varsity Participants	50%	50%	100%	% of JV Participants	29%		71%		100%
Total Student Enrollment by Gender 2023-2024	550	500	1050	Total Student Enrollment by Gender 2023-2024	550		500		1050
% Student Enrollment by Gender 2023-2024	52%	48%	100%	% Student Enrollment by Gender 2023-2024	52%		48%		100%

The total percentage of male and female student enrollment should equal 100%.

### 2023-24 MONITORING FORMS

**COMPONENT 1:** NOTE: OCR defines a participant as anyone who (1) participated in competition or (2) participated with the team and was eligible for competition but did not play. Participation is determined as of the date of the first competitive event for the sport. For varsity teams, enter the number of athletes. For junior varsity, freshmen and B-teams, enter the number of athletes and, if there is more than one team, enter the number of teams.

School: Hollywood Hills	Number of Participants				Number of Participants				
Varsity Teams	Males	Females	Total	JV, Freshman B-teams Non-Varsity Teams	# Team	Males	# Team	Females	Total
Baseball	0	0	0	Baseball	0	0	0	0	0
Basketball	12	0	12	Basketball	1	8	0	0	8
Cross Country	0	0	0	Cross Country	0	0	0	0	0
Flag Football/ Football	44	22	66	Flag Football/ Football	1	23	0	0	23
Golf	0	0	0	Golf	0	0	0	0	0
Lacrosse	0	0	0	Lacrosse	0	0	0	0	0
Soccer	18	28	46	Soccer	0	0	0	0	0
Softball	0	15	15	Softball	0	0	0	0	0
Swimming/Diving	0	0	0	Swimming/Diving	0	0	0	0	0
Tennis	0	0	0	Tennis	0	0	0	0	0
Track & Field	20	18	38	Track & Field	0	0	0	0	0
Volleyball	12	15	27	Volleyball	0	0	1	18	18
Water Polo	0	0	0	Water Polo	0	0	0	0	0
Wrestling	14	8	22	Wrestling	0	0	1	4	4
Total Varsity Participants	120	106	226	Total JV Participants	31		22		53
% of Varsity Participants	53%	47%	100%	% of JV Participants	58%		42%		100%
Total Student Enrollment by Gender 2023-2024	920	785	1705	Total Student Enrollment by Gender 2023-2024	920		785		1705
% Student Enrollment by Gender 2023-2024	54%	46%	100%	% Student Enrollment by Gender 2023-2024	54%		46%		100%

The total percentage of male and female student enrollment should equal 100%.



## 2023-24 MONITORING FORMS

**COMPONENT 1:** NOTE: OCR defines a participant as anyone who (1) participated in competition or (2) participated with the team and was eligible for competition but did not play. Participation is determined as of the date of the first competitive event for the sport. For varsity teams, enter the number of athletes. For junior varsity, freshmen and B-teams, enter the number of athletes and, if there is more than one team, enter the number of teams.

School: Marjory Stoneman Douglas (MSD)	Number of Participants				Number of Participants				
Varsity Teams	Males	Females	Total	JV, Freshman B-teams Non-Varsity Teams	# Team	Males	# Team	Females	Total
Baseball	25	0	25	Baseball	1	15	0	0	15
Basketball	15	15	30	Basketball	1	15	1	9	24
Cross Country	21	29	50	Cross Country	0	0	0	0	0
Flag Football/ Football	31	29	60	Flag Football/ Football	1	34	1	14	48
Golf	8	6	14	Golf	0	0	0	0	0
Lacrosse	35	30	65	Lacrosse	0	0	0	0	0
Soccer	25	25	50	Soccer	0	0	1	14	14
Softball	0	25	25	Softball	0	0	1	12	12
Swimming/Diving	29	24	53	Swimming/Diving	0	0	0	0	0
Tennis	12	12	24	Tennis	0	0	0	0	0
Track & Field	42	43	85	Track & Field	0	0	0	0	0
Volleyball	15	15	30	Volleyball	0	0	1	13	13
Water Polo	23	24	47	Water Polo	0	0	0	0	0
Wrestling	12	9	21	Wrestling	0	0	0	0	0
Total Varsity Participants	293	286	579	Total JV Participants	64		62		126
% of Varsity Participants	51%	49%	100%	% of JV Participants	51%		49%		100%
Total Student Enrollment by Gender 2023-2024	1631	1597	3228	Total Student Enrollment by Gender 2023-2024	1631		1597		3228
% Student Enrollment by Gender 2023-2024	51%	49%	100%	% Student Enrollment by Gender 2023-2024	51%		49%		100%

The total percentage of male and female student enrollment should equal 100%.

## 2023-24 MONITORING FORMS

**COMPONENT 1:** NOTE: OCR defines a participant as anyone who (1) participated in competition or (2) participated with the team and was eligible for competition but did not play. Participation is determined as of the date of the first competitive event for the sport. For varsity teams, enter the number of athletes. For junior varsity, freshmen and B-teams, enter the number of athletes and, if there is more than one team, enter the number of teams.

School: McArthur	Number of Participants				Number of Participants				
Varsity Teams	Males	Females	Total	JV, Freshman B-teams Non-Varsity Teams	# Team	Males	# Team	Females	Total
Baseball	18	0	18	Baseball	1	13	0	0	13
Basketball	10	15	25	Basketball	1	8	0	0	8
Cross Country	11	13	24	Cross Country	0	0	0	0	0
Flag Football/ Football	48	32	80	Flag Football/ Football	1	20	1	20	40
Golf	1	1	2	Golf	0	0	0	0	0
Lacrosse	0	0	0	Lacrosse	0	0	0	0	0
Soccer	25	23	48	Soccer	0	0	0	0	0
Softball	0	20	20	Softball	0	0	0	0	0
Swimming/Diving	4	8	12	Swimming/Diving	0	0	0	0	0
Tennis	0	0	0	Tennis	0	0	0	0	0
Track & Field	28	34	62	Track & Field	0	0	0	0	0
Volleyball	15	15	30	Volleyball	0	0	0	0	0
Water Polo	0	0	0	Water Polo	0	0	0	0	0
Wrestling	9	2	11	Wrestling	0	0	0	0	0
Total Varsity Participants	169	163	332	Total JV Participants	41		20		61
% of Varsity Participants	51%	49%	100%	% of JV Participants	67%		33%		100%
Total Student Enrollment by Gender 2023-2024	925	902	1827	Total Student Enrollment by Gender 2023-2024	925		902		1827
% Student Enrollment by Gender 2023-2024	51%	49%	100%	% Student Enrollment by Gender 2023-2024	51%		49%		100%

The total percentage of male and female student enrollment should equal 100%.

## 2023-24 MONITORING FORMS

**COMPONENT 1:** NOTE: OCR defines a participant as anyone who (1) participated in competition or (2) participated with the team and was eligible for competition but did not play. Participation is determined as of the date of the first competitive event for the sport. For varsity teams, enter the number of athletes. For junior varsity, freshmen and B-teams, enter the number of athletes and, if there is more than one team, enter the number of teams.

School: Miramar	Number of Participants			Number of Participants					
Varsity Teams	Males	Females	Total	JV, Freshman B-teams Non-Varsity Teams	# Team	Males	# Team	Females	Total
Baseball	0	0	0	Baseball	0	0	0	0	0
Basketball	15	8	23	Basketball	1	12	0	0	12
Cross Country	5	16	21	Cross Country	0	0	0	0	0
Flag Football/ Football	76	23	99	Flag Football/ Football	1	56	1	14	70
Golf	0	0	0	Golf	0	0	0	0	0
Lacrosse	0	0	0	Lacrosse	0	0	0	0	0
Soccer	14	33	47	Soccer	0	0	0	0	0
Softball	0	0	0	Softball	0	0	0	0	0
Swimming/Diving	2	7	9	Swimming/Diving	0	0	0	0	0
Tennis	2	9	11	Tennis	0	0	0	0	0
Track & Field	18	29	47	Track & Field	0	0	0	0	0
Volleyball	11	21	32	Volleyball	0	0	1	24	24
Water Polo	0	0	0	Water Polo	0	0	0	0	0
Wrestling	18	3	21	Wrestling	0	0	0	0	0
Total Varsity Participants	161	149	310	Total JV Participants	68		38		106
% of Varsity Participants	52%	48%	100%	% of JV Participants	64%%		36%		100%
Total Student Enrollment by Gender 2023-2024	1026	905	1931	Total Student Enrollment by Gender 2023-2024	1026		905		1931
% Student Enrollment by Gender 2023-2024	53%	47%	100%	% Student Enrollment by Gender 2023-2024	53%		47%		100%

The total percentage of male and female student enrollment should equal 100%.



## 2023-24 MONITORING FORMS

**COMPONENT 1:** NOTE: OCR defines a participant as anyone who (1) participated in competition or (2) participated with the team and was eligible for competition but did not play. Participation is determined as of the date of the first competitive event for the sport. For varsity teams, enter the number of athletes. For junior varsity, freshmen and B-teams, enter the number of athletes and, if there is more than one team, enter the number of teams.

School: Monarch	Number of Participants				Number of Participants				
Varsity Teams	Males	Females	Total	JV, Freshman B-teams Non-Varsity Teams	# Team	Males	# Team	Females	Total
Baseball	16	0	16	Baseball	1	11	0	0	11
Basketball	11	0	11	Basketball	1	16	0	0	16
Cross Country	0	2	2	Cross Country	0	0	0	0	0
Flag Football/ Football	51	10	61	Flag Football/ Football	1	23	0	0	23
Golf	3	0	3	Golf	0	0	0	0	0
Lacrosse	0	0	0	Lacrosse	0	0	0	0	0
Soccer	23	22	45	Soccer	0	0	0	0	0
Softball	0	15	15	Softball	0	0	0	0	0
Swimming/Diving	6	8	14	Swimming/Diving	0	0	0	0	0
Tennis	0	0	0	Tennis	0	0	0	0	0
Track & Field	41	14	55	Track & Field	0	0	0	0	0
Volleyball	14	13	27	Volleyball	0	0	1	17	17
Water Polo	0	0	0	Water Polo	0	0	0	0	0
Wrestling	20	6	26	Wrestling	0	0	0	0	0
Total Varsity Participants	185	90	275	Total JV Participants	50		17		67
% of Varsity Participants	67%	33%	100%	% of JV Participants	75%		25%		100%
Total Student Enrollment by Gender 2023-2024	1178	1096	2274	Total Student Enrollment by Gender 2023-2024	1178		1096		2274
% Student Enrollment by Gender 2023-2024	52%	48%	100%	% Student Enrollment by Gender 2023-2024	52%		48%		100%

The total percentage of male and female student enrollment should equal 100%.

## 2023-24 MONITORING FORMS

**COMPONENT 1:** NOTE: OCR defines a participant as anyone who (1) participated in competition or (2) participated with the team and was eligible for competition but did not play. Participation is determined as of the date of the first competitive event for the sport. For varsity teams, enter the number of athletes. For junior varsity, freshmen and B-teams, enter the number of athletes and, if there is more than one team, enter the number of teams.

School: Northeast	Number of Participants				Number of Participants				
Varsity Teams	Males	Females	Total	JV, Freshman B-teams Non-Varsity Teams	# Team	Males	# Team	Females	Total
Baseball	17	0	17	Baseball	0	0	0	0	0
Basketball	20	18	38	Basketball	1	13	0	0	13
Cross Country	20	19	39	Cross Country	0	0	0	0	0
Flag Football/ Football	42	28	70	Flag Football/ Football	1	28	0	17	45
Golf	4	8	12	Golf	0	0	0	0	0
Lacrosse	0	25	25	Lacrosse	0	0	1	20	20
Soccer	24	26	50	Soccer	0	0	1	15	15
Softball	0	22	22	Softball	0	0	0	0	0
Swimming/Diving	8	10	18	Swimming/Diving	0	0	0	0	0
Tennis	3	5	8	Tennis	0	0	0	0	0
Track & Field	21	23	44	Track & Field	0	0	0	0	0
Volleyball	15	17	32	Volleyball	0	0	0	0	0
Water Polo	6	3	9	Water Polo	0	0	0	0	0
Wrestling	12	1	13	Wrestling	0	0	0	0	0
Total Varsity Participants	192	205	397	Total JV Participants	41		52		93
% of Varsity Participants	48%	52%	100%	% of JV Participants	44%		56%		100%
Total Student Enrollment by Gender 2023-2024	789	717	1506	Total Student Enrollment by Gender 2023-2024	789		717		1506
% Student Enrollment by Gender 2023-2024	52%	48%	100%	% Student Enrollment by Gender 2023-2024	52%		48%		100%

The total percentage of male and female student enrollment should equal 100%.



## 2023-24 MONITORING FORMS

**COMPONENT 1:** NOTE: OCR defines a participant as anyone who (1) participated in competition or (2) participated with the team and was eligible for competition but did not play. Participation is determined as of the date of the first competitive event for the sport. For varsity teams, enter the number of athletes. For junior varsity, freshmen and B-teams, enter the number of athletes and, if there is more than one team, enter the number of teams.

School: Nova	Number of Participants				Number of Participants				
Varsity Teams	Males	Females	Total	JV, Freshman B-teams Non-Varsity Teams	# Team	Males	# Team	Females	Total
Baseball	18	0	18	Baseball	1	12	0	0	12
Basketball	15	14	29	Basketball	1	15	0	0	15
Cross Country	20	17	37	Cross Country	0	0	0	0	0
Flag Football/ Football	55	30	85	Flag Football/ Football	1	18	0	0	18
Golf	3	4	7	Golf	0	0	0	0	0
Lacrosse	0	0	0	Lacrosse	0	0	0	0	0
Soccer	23	24	47	Soccer	0	0	0	0	0
Softball	0	14	14	Softball	0	0	0	0	0
Swimming/Diving	17	13	30	Swimming/Diving	0	0	0	0	0
Tennis	7	14	21	Tennis	0	0	0	0	0
Track & Field	42	34	76	Track & Field	0	0	0	0	0
Volleyball	15	16	31	Volleyball	0	0	1	16	16
Water Polo	20	7	27	Water Polo	0	0	0	0	0
Wrestling	44	8	52	Wrestling	0	0	0	0	0
Total Varsity Participants	279	195	474	Total JV Participants	45		16		61
% of Varsity Participants	59%	41%	100%	% of JV Participants	74%		26%		100%
Total Student Enrollment by Gender 2023-2024	1069	1116	2185	Total Student Enrollment by Gender 2023-2024	1069		1116		2185
% Student Enrollment by Gender 2023-2024	49%	51%	100%	% Student Enrollment by Gender 2023-2024	49%		51%		100%

The total percentage of male and female student enrollment should equal 100%.

## 2023-24 MONITORING FORMS

**COMPONENT 1:** NOTE: OCR defines a participant as anyone who (1) participated in competition or (2) participated with the team and was eligible for competition but did not play. Participation is determined as of the date of the first competitive event for the sport. For varsity teams, enter the number of athletes. For junior varsity, freshmen and B-teams, enter the number of athletes and, if there is more than one team, enter the number of teams.

School: Piper	Number of Participants				Number of Participants				
Varsity Teams	Males	Females	Total	JV, Freshman B-teams Non-Varsity Teams	# Team	Males	# Team	Females	Total
Baseball	18	0	18	Baseball	1	11	0	0	11
Basketball	18	18	36	Basketball	1	12	1	15	27
Cross Country	10	14	24	Cross Country	0	0	0	0	0
Flag Football/ Football	48	25	73	Flag Football/ Football	1	24	1	20	44
Golf	5	5	10	Golf	0	0	0	0	0
Lacrosse	0	0	0	Lacrosse	0	0	0	0	0
Soccer	16	16	32	Soccer	0	0	0	0	0
Softball	0	16	16	Softball	0	0	0	0	0
Swimming/Diving	8	14	22	Swimming/Diving	0	0	0	0	0
Tennis	0	0	0	Tennis	0	0	0	0	0
Track & Field	30	28	58	Track & Field	0	0	0	0	0
Volleyball	0	16	16	Volleyball	0	0	1	12	12
Water Polo	0	0	0	Water Polo	0	0	0	0	0
Wrestling	0	0	0	Wrestling	0	0	0	0	0
Total Varsity Participants	153	152	305	Total JV Participants	47		47		94
% of Varsity Participants	50%	50%	100%	% of JV Participants	50%		50%		100%
Total Student Enrollment by Gender 2023-2024	1187	1161	2353	Total Student Enrollment by Gender 2023-2024	1187		1161		2353
% Student Enrollment by Gender 2023-2024	50%	50%	100%	% Student Enrollment by Gender 2023-2024	50%		50%		100%

The total percentage of male and female student enrollment should equal 100%.

## 2023-24 MONITORING FORMS

**COMPONENT 1:** NOTE: OCR defines a participant as anyone who (1) participated in competition or (2) participated with the team and was eligible for competition but did not play. Participation is determined as of the date of the first competitive event for the sport. For varsity teams, enter the number of athletes. For junior varsity, freshmen and B-teams, enter the number of athletes and, if there is more than one team, enter the number of teams.

School: Plantation	Number of Participants				Number of Participants				
Varsity Teams	Males	Females	Total	JV, Freshman B-teams Non-Varsity Teams	# Team	Males	# Team	Females	Total
Baseball	20	0	20	Baseball	0	0	0	0	0
Basketball	13	12	25	Basketball	1	15	0	0	15
Cross Country	2	5	7	Cross Country	0	0	0	0	0
Flag Football/ Football	60	26	86	Flag Football/ Football	1	34	0	0	34
Golf	0	0	0	Golf	0	0	0	0	0
Lacrosse	0	0	0	Lacrosse	0	0	0	0	0
Soccer	21	27	48	Soccer	0	0	0	0	0
Softball	0	13	13	Softball	0	0	0	0	0
Swimming/Diving	1	2	3	Swimming/Diving	0	0	0	0	0
Tennis	0	0	0	Tennis	0	0	0	0	0
Track & Field	40	19	59	Track & Field	0	0	0	0	0
Volleyball	14	18	32	Volleyball	0	0	1	11	11
Water Polo	0	0	0	Water Polo	0	0	0	0	0
Wrestling	23	0	23	Wrestling	0	0	0	0	0
Total Varsity Participants	194	122	316	Total JV Participants	49		11		60
% of Varsity Participants	61%	39%	100%	% of JV Participants	82%		18%		100%
Total Student Enrollment by Gender 2023-2024	919	855	1774	Total Student Enrollment by Gender 2023-2024	919		855		1774
% Student Enrollment by Gender 2023-2024	52%	48%	100%	% Student Enrollment by Gender 2023-2024	52%		48%		100%

The total percentage of male and female student enrollment should equal 100%.



## 2023-24 MONITORING FORMS

**COMPONENT 1:** NOTE: OCR defines a participant as anyone who (1) participated in competition or (2) participated with the team and was eligible for competition but did not play. Participation is determined as of the date of the first competitive event for the sport. For varsity teams, enter the number of athletes. For junior varsity, freshmen and B-teams, enter the number of athletes and, if there is more than one team, enter the number of teams.

School: Pompano Beach	Number of Participants				Number of Participants				
Varsity Teams	Males	Females	Total	JV, Freshman B-teams Non-Varsity Teams	# Team	Males	# Team	Females	Total
Baseball	18	0	18	Baseball	1	16	0	0	16
Basketball	12	14	26	Basketball	1	14	0	0	14
Cross Country	7	7	14	Cross Country	0	0	0	0	0
Flag Football/ Football	43	17	60	Flag Football/ Football	0	0	1	16	16
Golf	6	7	13	Golf	0	0	0	0	0
Lacrosse	15	29	44	Lacrosse	0	0	0	0	0
Soccer	22	25	47	Soccer	0	0	0	0	0
Softball	0	15	15	Softball	0	0	0	0	0
Swimming/Diving	23	24	47	Swimming/Diving	0	0	0	0	0
Tennis	9	7	16	Tennis	0	0	0	0	0
Track & Field	26	20	46	Track & Field	0	0	0	0	0
Volleyball	14	21	35	Volleyball	0	0	1	14	14
Water Polo	0	8	8	Water Polo	0	0	0	0	0
Wrestling	0	0	0	Wrestling	0	0	0	0	0
Total Varsity Participants	195	194	389	Total JV Participants	30		30		60
% of Varsity Participants	50%	50%	100%	% of JV Participants	50%		50%		100%
Total Student Enrollment by Gender 2023-2024	651	645	1296	Total Student Enrollment by Gender 2023-2024	651		645		1296
% Student Enrollment by Gender 2023-2024	50%	50%	100%	% Student Enrollment by Gender 2023-2024	50%		50%		100%

The total percentage of male and female student enrollment should equal 100%.



## 2023-24 MONITORING FORMS

**COMPONENT 1:** NOTE: OCR defines a participant as anyone who (1) participated in competition or (2) participated with the team and was eligible for competition but did not play. Participation is determined as of the date of the first competitive event for the sport. For varsity teams, enter the number of athletes. For junior varsity, freshmen and B-teams, enter the number of athletes and, if there is more than one team, enter the number of teams.

School: South Broward	Number of Participants				Number of Participants				
Varsity Teams	Males	Females	Total	JV, Freshman B-teams Non-Varsity Teams	# Team	Males	# Team	Females	Total
Baseball	20	0	20	Baseball	1	15	0	0	15
Basketball	13	8	21	Basketball	1	11	0	0	11
Cross Country	14	11	25	Cross Country	0	0	0	0	0
Flag Football/ Football	60	17	77	Flag Football/ Football	1	26	0	0	26
Golf	5	3	8	Golf	0	0	0	0	0
Lacrosse	0	0	0	Lacrosse	0	0	0	0	0
Soccer	25	24	49	Soccer	0	0	0	0	0
Softball	0	18	18	Softball	0	0	0	0	0
Swimming/Diving	13	15	28	Swimming/Diving	0	0	0	0	0
Tennis	7	7	14	Tennis	0	0	0	0	0
Track & Field	25	20	45	Track & Field	0	0	0	0	0
Volleyball	14	13	27	Volleyball	0	0	1	12	12
Water Polo	12	11	23	Water Polo	0	0	0	0	0
Wrestling	28	14	42	Wrestling	1	13	1	7	20
Total Varsity Participants	236	161	397	Total JV Participants	65		19		84
% of Varsity Participants	59%	41%	100%	% of JV Participants	77%		23%		100%
Total Student Enrollment by Gender 2023-2024	1193	1076	2269	Total Student Enrollment by Gender 2023-2024	1193		1076		2269
% Student Enrollment by Gender 2023-2024	53%	47%	100%	% Student Enrollment by Gender 2023-2024	53%		47%		100%

The total percentage of male and female student enrollment should equal 100%.

## 2023-24 MONITORING FORMS

**COMPONENT 1:** NOTE: OCR defines a participant as anyone who (1) participated in competition or (2) participated with the team and was eligible for competition but did not play. Participation is determined as of the date of the first competitive event for the sport. For varsity teams, enter the number of athletes. For junior varsity, freshmen and B-teams, enter the number of athletes and, if there is more than one team, enter the number of teams.

School: South Plantation	Number of Participants				Number of Participants				
Varsity Teams	Males	Females	Total	JV, Freshman B-teams Non-Varsity Teams	# Team	Males	# Team	Females	Total
Baseball	21	0	21	Baseball	1	22	0	0	22
Basketball	16	16	32	Basketball	1	17	0	0	17
Cross Country	7	11	18	Cross Country	0	0	0	0	0
Flag Football/ Football	41	25	66	Flag Football/ Football	1	25	0	0	25
Golf	0	0	0	Golf	0	0	0	0	0
Lacrosse	23	31	54	Lacrosse	0	0	0	0	0
Soccer	22	23	45	Soccer	0	0	0	0	0
Softball	0	14	14	Softball	0	0	1	16	16
Swimming/Diving	10	14	24	Swimming/Diving	0	0	0	0	0
Track & Field	17	16	33	Track & Field	0	0	0	0	0
Volleyball	11	9	20	Volleyball	0	0	1	11	11
Water Polo	10	12	22	Water Polo	0	0	0	0	0
Wrestling	12	5	17	Wrestling	0	0	0	0	0
Total Varsity Participants	190	176	366	Total JV Participants	64		27		91
% of Varsity Participants	52%	48%	100%	% of JV Participants	70%		30%		100%
Total Student Enrollment by Gender 2023-2024	1149	1111	2260	Total Student Enrollment by Gender 2023-2024	1149		1111		2260
% Student Enrollment by Gender 2023-2024	51%	49%	100%	% Student Enrollment by Gender 2023-2024	51%		49%		100%

The total percentage of male and female student enrollment should equal 100%.

## 2023-24 MONITORING FORMS

**COMPONENT 1:** NOTE: OCR defines a participant as anyone who (1) participated in competition or (2) participated with the team and was eligible for competition but did not play. Participation is determined as of the date of the first competitive event for the sport. For varsity teams, enter the number of athletes. For junior varsity, freshmen and B-teams, enter the number of athletes and, if there is more than one team, enter the number of teams.

School: Stranahan	Number of Participants				Number of Participants				
Varsity Teams	Males	Females	Total	JV, Freshman B-teams Non-Varsity Teams	# Team	Males	# Team	Females	Total
Baseball	19	0	19	Baseball	0	0	0	0	0
Basketball	14	10	24	Basketball	1	10	0	0	10
Cross Country	14	11	25	Cross Country	0	0	0	0	0
Flag Football/ Football	60	23	83	Flag Football/ Football	0	0	0	0	0
Golf	0	0	0	Golf	0	0	0	0	0
Lacrosse	0	0	0	Lacrosse	0	0	0	0	0
Soccer	16	22	38	Soccer	0	0	0	0	0
Softball	0	0	0	Softball	0	0	0	0	0
Swimming/Diving	0	0	0	Swimming/Diving	0	0	0	0	0
Tennis	0	0	0	Tennis	0	0	0	0	0
Track & Field	29	21	50	Track & Field	0	0	0	0	0
Volleyball	0	8	8	Volleyball	0	0	1	8	8
Water Polo	0	0	0	Water Polo	0	0	0	0	0
Wrestling	0	0	0	Wrestling	0	0	0	0	0
Total Varsity Participants	152	95	247	Total JV Participants	10		8		18
% of Varsity Participants	62%	38%	100%	% of JV Participants	56%		44%		100%
Total Student Enrollment by Gender 2023-2024	576	631	1207	Total Student Enrollment by Gender 2023-2024	576		631		1207
% Student Enrollment by Gender 2023-2024	48%	52%	100%	% Student Enrollment by Gender 2023-2024	48%		52%		100%

The total percentage of male and female student enrollment should equal 100%.



## 2023-24 MONITORING FORMS

**COMPONENT 1:** NOTE: OCR defines a participant as anyone who (1) participated in competition or (2) participated with the team and was eligible for competition but did not play. Participation is determined as of the date of the first competitive event for the sport. For varsity teams, enter the number of athletes. For junior varsity, freshmen and B-teams, enter the number of athletes and, if there is more than one team, enter the number of teams.

School: Taravella	Number of Participants				Number of Participants				
Varsity Teams	Males	Females	Total	JV, Freshman B-teams Non-Varsity Teams	# Team	Males	# Team	Females	Total
Baseball	18	0	18	Baseball	1	12	0	0	12
Basketball	14	16	30	Basketball	1	10	1	12	22
Cross Country	8	12	20	Cross Country	0	0	0	0	0
Flag Football/ Football	26	18	44	Flag Football/ Football	1	18	1	14	32
Golf	2	4	6	Golf	0	0	0	0	0
Lacrosse	20	16	36	Lacrosse	0	0	0	0	0
Soccer	16	18	34	Soccer	0	0	1	12	12
Softball	0	14	14	Softball	0	0	0	12	12
Swimming/Diving	10	16	26	Swimming/Diving	0	0	0	0	0
Tennis	0	0	0	Tennis	0	0	0	0	0
Track & Field	22	28	50	Track & Field	0	0	0	0	0
Volleyball	12	16	28	Volleyball	0	0	1	12	12
Water Polo	0	0	0	Water Polo	0	0	0	0	0
Wrestling	8	1	9	Wrestling	0	0	0	0	0
Total Varsity Participants	156	159	315	Total JV Participants	40		62		102
% of Varsity Participants	49%	50%	100%	% of JV Participants	39%		61%		100%
Total Student Enrollment by Gender 2023-2024	1294	1162	2456	Total Student Enrollment by Gender 2023-2024	1294		1162		2456
% Student Enrollment by Gender 2023-2024	53%	47%	100%	% Student Enrollment by Gender 2023-2024	53%		47%		100%

The total percentage of male and female student enrollment should equal 100%.



## 2023-24 MONITORING FORMS

**COMPONENT 1:** NOTE: OCR defines a participant as anyone who (1) participated in competition or (2) participated with the team and was eligible for competition but did not play. Participation is determined as of the date of the first competitive event for the sport. For varsity teams, enter the number of athletes. For junior varsity, freshmen and B-teams, enter the number of athletes and, if there is more than one team, enter the number of teams.

School: West Broward	Number of Participants				Number of Participants				
Varsity Teams	Males	Females	Total	JV, Freshman B-teams Non-Varsity Teams	# Team	Males	# Team	Females	Total
Baseball	19	0	19	Baseball	0	0	0	0	0
Basketball	12	15	27	Basketball	1	13	0	0	13
Cross Country	12	10	22	Cross Country	0	0	0	0	0
Flag Football/ Football	44	26	70	Flag Football/ Football	1	39	1	12	51
Golf	3	0	3	Golf	0	0	0	0	0
Lacrosse	31	38	69	Lacrosse	0	0	0	0	0
Soccer	21	25	46	Soccer	0	0	1	12	12
Softball	0	18	18	Softball	0	0	1	11	11
Swimming/Diving	11	16	27	Swimming/Diving	0	0	0	0	0
Tennis	12	20	32	Tennis	0	0	0	0	0
Track & Field	32	28	60	Track & Field	0	0	0	0	0
Volleyball	15	21	36	Volleyball	0	0	1	20	20
Water Polo	0	0	0	Water Polo	0	0	0	0	0
Wrestling	9	2	11	Wrestling	0	0	0	0	0
Total Varsity Participants	221	219	440	Total JV Participants	52		55		107
% of Varsity Participants	50%	50%	100%	% of JV Participants	49%		51%		100%
Total Student Enrollment by Gender 2023-2024	1210	1288	2498	Total Student Enrollment by Gender 2023-2024	1210		1288		2498
% Student Enrollment by Gender 2023-2024	48%	52%	100%	% Student Enrollment by Gender 2023-2024	49%		52%		100%

The total percentage of male and female student enrollment should equal 100%.

## 2023-24 MONITORING FORMS

**COMPONENT 1:** NOTE: OCR defines a participant as anyone who (1) participated in competition or (2) participated with the team and was eligible for competition but did not play. Participation is determined as of the date of the first competitive event for the sport. For varsity teams, enter the number of athletes. For junior varsity, freshmen and B-teams, enter the number of athletes and, if there is more than one team, enter the number of teams.

School: Western	Number of Participants				Number of Participants				
Varsity Teams	Males	Females	Total	JV, Freshman B-teams Non-Varsity Teams	# Team	Males	# Team	Females	Total
Baseball	25	0	25	Baseball	1	16	0	0	16
Basketball	15	27	42	Basketball	1	38	0	0	38
Cross Country	27	15	42	Cross Country	0	0	0	0	0
Flag Football/ Football	104	80	184	Flag Football/ Football	1	45	1	43	88
Golf	15	7	22	Golf	0	0	0	0	0
Lacrosse	25	28	53	Lacrosse	0	0		0	0
Soccer	25	57	82	Soccer	0	0	1	35	35
Softball	0	30	30	Softball	0	0	1	17	17
Swimming/Diving	28	33	61	Swimming/Diving	0	0	0	0	0
Tennis	10	23	33	Tennis	0	0	0	0	0
Track & Field	122	60	182	Track & Field	0	0	0	0	0
Volleyball	15	101	116	Volleyball	0	0	1	70	70
Water Polo	25	26	51	Water Polo	0	0	0	0	0
Wrestling	40	15	55	Wrestling	0	0	0	0	0
Total Varsity Participants	476	502	978	Total JV Participants	99		165		264
% of Varsity Participants	49%	51%	100%	% of JV Participants	38%		62%%		100%
Total Student Enrollment by Gender 2023-2024	1838	1688	3526	Total Student Enrollment by Gender 2023-2024	1838		1688		3526
% Student Enrollment by Gender 2023-2024	52%	48%	100%	% Student Enrollment by Gender 2023-2024	52%		48%		100%

The total percentage of male and female student enrollment should equal 100%.

**PART IV**  
**2023-2024**  
**EDUCATIONAL EQUITY ACT PLAN**  
**Gender Equity in Athletics**

**Section - C**  
**Corrective Action Plans for 2023-2024**

## **Part IV - C**

### **2023-2024 EDUCATIONAL EQUITY ACT PLAN Corrective Action Plans for 2023-2024**

The High Schools that are found to be out of compliance for 2023-2024 with any or all components required by Title IX and the Florida Educational Equity Act must submit a Corrective Action Plan for their school. The schools are as follows:

- Blanche Ely
- Boyd Anderson
- Coconut Creek
- Coral Springs
- Deerfield Beach
- Dillard 6-12
- Everglades
- Fort Lauderdale
- Hallandale
- Hollywood Hills
- McArthur
- Miramar
- Monarch
- Northeast
- Nova
- Plantation
- South Broward
- South Plantation
- Stranahan
- Taravella
- West Broward
- Western



# **PART IV** **GENDER EQUITY IN ATHLETICS**

## **Corrective Action Plan**


District: Broward

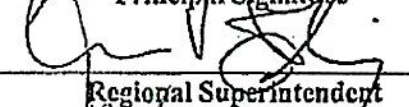
School: Blanche Ely High

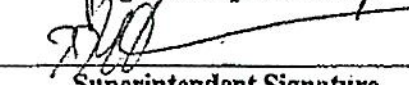
### **Gender Equity in Athletics Corrective Action Plan**

(1) Gender Equity in Athletics Component	(2) Planned Actions To Address Deficiencies Found in Athletics	(3) Responsible Person(s) and Contact Information	(4) Timelines
Sports and levels of competition effectively accommodate the interest and abilities of members of both sexes	To increase the number of female participants the athletic department will take the following actions:	BEHS Athletics Andrea Johnson (AD)	August 2024-June 2025
	The BEHS Athletic Department will increase female JV participation in girls volleyball, girls basketball, softball and flag football.	Andrea Johnson (AD)	August 2024-June 2025
	We will target incoming 9 <sup>th</sup> graders during freshmen orientation to join our girl sports. We will target all grades to have a softball team. We will increase female participation in all sports.	Andrea Johnson (AD)	August 2024-June 2025

We hereby verify that the above Corrective Action Plan will be implemented to bring the institution into compliance within the time frame indicated in the Plan.

  
 \_\_\_\_\_  
 Principal Signature

  
 \_\_\_\_\_  
 Regional Superintendent

  
 \_\_\_\_\_  
 Superintendent Signature

4/1/24  
 \_\_\_\_\_  
 Date

4/7/24  
 \_\_\_\_\_  
 Date

5/29/24  
 \_\_\_\_\_  
 Date

# **PART IV** **GENDER EQUITY IN ATHLETICS**

## **Corrective Action Plan**



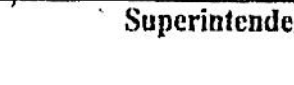
District: Broward

School: Boyd H. Anderson High School

### **Gender Equity in Athletics Corrective Action Plan**

(1) Gender Equity in Athletics Component	(2) Planned Actions To Address Deficiencies Found in Athletics	(3) Responsible Person(s) and Contact Information	(4) Timelines
Competitive Sport ensures the social/emotional development and the physical discipline for both sexes to be successful students and cooperative citizens.	<p>Boyd H. Anderson &amp; Cobra Athletics will take the following steps to promote our current programs, increase female interest, repair facilities, update equipment, and hire qualified coaches.</p> <p>@bahs_athletics and @boydandersonhs alongside our individual sports handles utilize social media to reach students and the public.</p> <p>We have advertised for new coaches through our Broward portals and recruit internally, targeting our current staff. Proper hires will increase the sports available and improve fundraising to acquire new items.</p> <p>Our brand new track should be completed by the end of the month, and more equipment is being purchased.</p>	Mark Anthony Guandolo: Athletic & Activities Director mark.guandolo2@browardschools.com	April 2024 – June 2024

We hereby verify that the above Corrective Action Plan will be implemented to bring the institution into compliance within the time frame indicated in the Plan.

  
 Principal Signature  
  
 Regional Superintendent  
  
 Superintendent Signature

4/12/24  
 Date  
 5/7/24  
 Date  
 6/18/24  
 Date

# **PART IV** **GENDER EQUITY IN ATHLETICS**

## **Corrective Action Plan**

District: **Broward**


School: **Coconut Creek HS**

### **Gender Equity in Athletics Corrective Action Plan**

(1) Gender Equity in Athletics Component	(2) Planned Actions to Address Deficiencies Found in Athletics	(3) Responsible Person(s) and Contact Information	(4) Timelines
<b>Softball</b>  Sports and levels of competition effectively accommodate the interest and abilities of members of both sexes.	<p>The AD, Assistant AD and supervising administrator will host school wide meetings with all females and encourage participation with an emphasis on the benefits of competing in high school sports.</p> <p>Athletic Department will make flyers and distribute informational brochures that document success stories of females who participated in school athletic programs and attend district wide initiatives promoting female participation in sports.</p> <p>Female athletic teams will have representation at freshman orientation, open house, middle school curriculum night and annual curriculum rush to continuously recruit female students.</p>	Charles Hendrix (AD) Victor Manuel (Asst. AD) Mark Hoffman (AP)	August 2024 September 2024 January 2025 March 2025

We hereby verify that the above Corrective Action Plan will be implemented to bring the institution into compliance within the time frame indicated in the Plan.

  
Principal Signature

  
Regional Superintendent

  
Superintendent Signature

5/14/2024  
Date

5/17/24  
Date

5/21/24  
Date

# **PART IV** **GENDER EQUITY IN ATHLETICS**

## **Corrective Action Plan**

District: **Broward**

School: **Coral Springs High School**


### **Gender Equity in Athletics Corrective Action Plan**

(1) Gender Equity in Athletics Component	(2) Planned Actions To Address Deficiencies Found in Athletics	(3) Responsible Person(s) and Contact Information	(4) Timelines
Sports and levels of competition effectively accommodated the interest and abilities of members of both sexes.	<ol style="list-style-type: none"> <li>1. Continue to advertise through forums and orientation.</li> <li>2. Host more community events and promote more on social media platforms.</li> </ol>	AD, Coaches	3/20/24 - 10/7/24

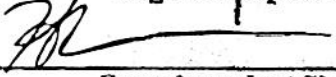
We hereby verify that the above Corrective Action Plan will be implemented to bring the institution into compliance within the time frame indicated in the Plan.

  
Principal Signature

4/11/24  
Date

  
Regional Superintendent

5/17/24  
Date

  
Superintendent Signature

5/21/24  
Date



# **PART IV** **GENDER EQUITY IN ATHLETICS**

## **Corrective Action Plan**

District: **Broward**

School: **DEERFIELD BEACH HIGH**

### **Gender Equity in Athletics Corrective Action Plan**

(1) Gender Equity in Athletics Component	(2) Planned Actions to Address Deficiencies Found in Athletics	(3) Responsible Person(s) and Contact Information	(4) Timelines
Sports and levels of competition will effectively accommodate the interest and abilities of both sexes.	The athletics department will hold intention meetings every other month for students, if needed. DBHS, sports dept. will host a girl in sports event and include former athletes to speak. Also, the athletics dept. will show support during practices, and at games.	Tia Hills (754) 322-0650  Tia.hills@browardschools.com	Our timeline will be from Spring/Fall conditioning 2024, until the end of May 2025.

We hereby verify that the above Corrective Action Plan will be implemented to bring the institution into compliance within the time frame indicated in the Plan.

Principal Signature

Date

Regional Superintendent

Date

Superintendent Signature

Date

# **PART IV** **GENDER EQUITY IN ATHLETICS**

## **Corrective Action Plan**




District: **Broward**

School: **Dillard High School 6-12**

### **Gender Equity in Athletics Corrective Action Plan**

(1) Gender Equity in Athletics Component	(2) Planned Actions To Address Deficiencies Found in Athletics	(3) Responsible Person(s) and Contact Information	(4) Timelines
Sports and levels of competition effectively accommodated the interests and abilities of member of both sexes.	<p>To increase the number of female participants the athletic department will take the following actions:</p> <ol style="list-style-type: none"> <li>1. Recruit female students to participate in soccer, softball, and tennis programs at Panther Preview (Freshmen Orientation) and Open House to increase participation in JV sports.</li> <li>2. Recruitment drives for more sports participation for female athletes in Fall, Winter, and Spring.</li> <li>3. Athletic department coaches will continue to visit feeder schools and programs. Information on high school sports programs will be communicated and disseminated via email, school's website, and posted in locations around campus for visitor access.</li> </ol>	<p>Athletic Director Enewetok Myers – Ramsey 754-322-0800</p> <p>Assistant Athletic Director Miya Moultry 754-322-0800</p>	<ol style="list-style-type: none"> <li>1. August 2024 – October 2024</li> <li>2. June 2024 – May 2025</li> <li>3. June 2024- May 2025</li> </ol>

We hereby verify that the above Corrective Action Plan will be implemented to bring the institution into compliance within the time frame indicated in the Plan.

  
 Principal Signature  
  
 Regional Superintendent  
  
 Superintendent Signature

3/21/24  
 Date  
 5/14/24  
 Date  
 5/17/24  
 Date

# **PART IV** **GENDER EQUITY IN ATHLETICS**

## **Corrective Action Plan**

District: Broward

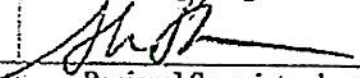
School: Everglades High School


## **Gender Equity in Athletics Corrective Action Plan**

(1) Gender Equity in Athletics Component	(2) Planned Actions To Address Deficiencies Found in Athletics	(3) Responsible Person(s) and Contact Information	(4) Time Lines
Sports and levels of competition effectively accommodate the interest and abilities of members of both sexes.	<p>Advertise daily in the weeks leading up to seasonal tryouts. Use Canvas, social media and parent link tools to spread the message of tryouts and informational meetings.</p> <p>Have coaches and parents of interested students meet prior to seasons to promote values which female athletics have on the overall high school experience for students.</p> <p>Have coaches and returning players present during Freshman Orientation to encourage participation.</p>	<p>Lisa Alonso (O) 754-323-0534 (C) 954-254-3835</p>	<p>2023-2024 School year</p>

We hereby verify that the above Corrective Action Plan will be implemented to bring the institution into compliance within the time frame indicated in the Plan.

  
Principal Signature

  
Regional Superintendent

  
Superintendent Signature

3/27/23  
Date

5/7/23  
Date

5/17/24  
Date

# **PART IV** **GENDER EQUITY IN ATHLETICS**

## **Corrective Action Plan**


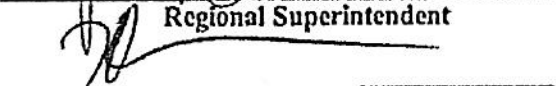

District: **Broward**

School: **Ft. Lauderdale High School**

### **Gender Equity in Athletics Corrective Action Plan**

(1) Gender Equity in Athletics Component	(2) Planned Actions To Address Deficiencies Found in Athletics	(3) Responsible Person(s) and Contact Information	(4) Timelines
1. Sports and levels of competition effectively accommodate the interests and abilities of members of both sexes. [Section 1000.05(3)(d)(1), F.S.; Rule 6A-19.004(2), FAC; Title IX: 106.41(c)(1)]	1. Switch from offering girls Varsity Lacrosse to Girls Varsity flag football.  2. Switch from offering girls JV Lacrosse to Girls Junior Varsity flag football.  3. Increase female participation across all female varsity sports by 25  4. Increase female participation across all female junior varsity sports by 25  5. Promote at open house and parent nights	Timothy Lawrence AD tjlawrence@browardschools.com	Open House scheduled for August 2024  2024/5 School Year For Increase of 25 varsity level female athletes  2023/24 School Year For Increase of 25 varsity level female athletes  Spring 2025 for Flag Football addition

We hereby verify that the above Corrective Action Plan will be implemented to bring the institution into compliance within the time frame indicated in the Plan.

  
 Principal Signature  
  
 Regional Superintendent  
  
 Superintendent Signature

5/10/24  
 Date  
 5/14/24  
 Date  
 5/17/24  
 Date



# **PART IV** **GENDER EQUITY IN ATHLETICS**

## **Corrective Action Plan**


District: **Broward**

School: **Hallandale High School**

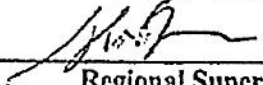
### **Gender Equity in Athletics Corrective Action Plan**

(1) Gender Equity in Athletics Component	(2) Planned Actions To Address Deficiencies Found in Athletics	(3) Responsible Person(s) and Contact Information	(4) Timelines
Increasing female participation	Athletics Showcase – Highlighting Female Sports offered here at Hallandale Magnet High.	Anthony Shinhoster <a href="mailto:Anthony.Shinhoster@browardschools.com">Anthony.Shinhoster@browardschools.com</a> 754-323-0960	End of the year 23/24 and start of the year orientation 24/25
Increasing student athlete participation	Post information on school website and Athletics social media pages of the Athletic programs offered here at Hallandale. Also, highlight the benefits of participating in sports.	Anthony Shinhoster <a href="mailto:Anthony.Shinhoster@browardschools.com">Anthony.Shinhoster@browardschools.com</a> 754-323-0960	End of the year 23/24 and throughout the entirety of the school year 24/25


We hereby verify that the above Corrective Action Plan will be implemented to bring the institution into compliance within the time frame indicated in the Plan.

  
Principal Signature

4/2/2024  
Date

  
Regional Superintendent

5/7/24  
Date

  
Superintendent Signature

5/17/24  
Date

# **PART IV** **GENDER EQUITY IN ATHLETICS**

## **Corrective Action Plan**


District: Broward


School: Hollywood Hills High School


### **Gender Equity in Athletics Corrective Action Plan**


(1) Gender Equity in Athletics Component	(2) Planned Actions To Address Deficiencies Found in Athletics	(3) Responsible Person(s) and Contact Information	(4) Timelines
Promoting more Participation	<p>We have hired a lot of our coaches on staff this year. Having our coaches on staff will increase the verbal communication among our students as coaches will have kids in front of them during class.</p> <p>In PE, we are aiming to promote our sports by having a Team Sports class that will gear towards sports we offer.</p> <p>As a former college recruiter, my job is to recruit our students on a daily basis to participate in sports by educating them on growth an individual can have learning from athletes.</p>	<p>Kevin Perry  <a href="mailto:Kevin.perry@browardschools.com">Kevin.perry@browardschools.com</a>            954-829-9579</p>	<p>I like to use the Always Be Recruiting (ABR) affect. This is a non-stop process that needs to happen daily.</p>

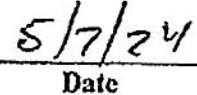
We hereby verify that the above Corrective Action Plan will be implemented to bring the institution into compliance within the time frame indicated in the Plan.

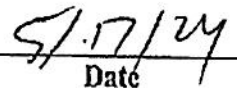
  
 \_\_\_\_\_  
 Principal Signature

  
 \_\_\_\_\_  
 Regional Superintendent

  
 \_\_\_\_\_  
 Superintendent Signature

  
 \_\_\_\_\_  
 Date

  
 \_\_\_\_\_  
 Date

  
 \_\_\_\_\_  
 Date

# **PART IV** **GENDER EQUITY IN ATHLETICS**

## **Corrective Action Plan**

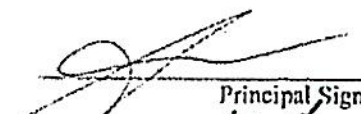
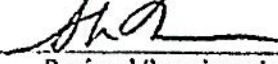

District: Broward

School: McArthur

### **Gender Equity in Athletics Corrective Action Plan**

(1) Gender Equity in Athletics Component	(2) Planned Actions To Address Deficiencies Found in Athletics	(3) Responsible Person(s) and Contact Information	(4) Time Lines
1. Sports and level of competition effectively accommodate the interest and abilities of both sexes.	1. Recruit Female Students to participate in all sports during our freshman orientation.	David Piroozshad Asst Principal	Aug. 2024
	2. Recruitment drive for more cross sport participation in female athletics Fall/Winter/Spring.	Benny Theysen Athletic Director.	Aug. 2024
	3. Athletic Director/ Administrator and coaches will continue to visit our feeder schools and programs as well as distribute information on upcoming Highschool Sports programs.		Aug. 2024

We hereby verify that the above Corrective Action Plan will be implemented to bring the institution into compliance within the time frame indicated in the Plan.

  
 Principal Signature  
  
 Regional Superintendent  
  
 Superintendent Signature

4/2/2024  
 Date  
 5/2/24  
 Date  
 5/17/24  
 Date

# **PART IV** **GENDER EQUITY IN ATHLETICS**

## **Corrective Action Plan**


District: Broward

School: MIRAMAR HS


### **Gender Equity in Athletics Corrective Action Plan**

(1) Gender Equity in Athletics Component	(2) Planned Actions To Address Deficiencies Found in Athletics	(3) Responsible Person(s) and Contact Information	(4) Timelines
We are out of compliance as to the ratio of males and females.	<p>We will continue to advertise female sports throughout the school year for the next calendar year 2024-2025.</p> <p>We will also implement summer programs and conditioning to generate interest.</p>	<p>Mario Rodriguez, Athletic Director 754-323-1451</p> <p>Ryan March Asst. Principal 754-323-1375</p>	Throughout the school year of 2023-2024


We hereby verify that the above Corrective Action Plan will be implemented to bring the institution into compliance within the time frame indicated in the Plan.

  
\_\_\_\_\_  
Principal Signature

3/15/2024  
\_\_\_\_\_  
Date

  
\_\_\_\_\_  
Regional Superintendent

5/7/24  
\_\_\_\_\_  
Date

  
\_\_\_\_\_  
Superintendent Signature

5/17/24  
\_\_\_\_\_  
Date



# **PART IV** **GENDER EQUITY IN ATHLETICS**

## **Corrective Action Plan**


District: **Broward**


School: **Monarch High School**


### **Gender Equity in Athletics Corrective Action Plan**

(1) Gender Equity in Athletics Component	(2) Planned Actions to Address Deficiencies Found in Athletics	(3) Responsible Person(s) and Contact Information	(4) Timelines
Sports and levels of competition effectively accommodate the interest and abilities of members of both sexes.  Varsity and JV Basketball	We will have our Physical Education Teachers recommend the students to participate in our Basketball program so that we have a feeder program.	Physical Education Teachers, Athletic Director, Assistant Athletic Director	4 <sup>th</sup> Quarter of 2024 and Ongoing.
	Recruit female Basketball coaches and be consistent with recruiting to build our sports programs.	Assistant Principal over Athletics, Athletic Director, and Assistant Athletic Director	July 2024 and Ongoing.
	Advertise and market our Basketball programs to build the interest in the sporting activities. For example, send flyers to our feeder middle school, promote our sports programs at freshman invasion, show highlights from 'Play like a GIRL' event.	Assistant Principal over Athletics, Athletic Director, and Assistant Athletic Director	4 <sup>th</sup> Quarter and Ongoing.
	Utilize student ambassadors to recruit Basketball players.	Athletic Director, Assistant Athletic Director, Coaches	August 2024 and Ongoing.
	Utilize adult ambassadors to recruit players.	Coaches and Teachers	August 2024 and Ongoing.
	Enhance our recognition of student athletes.	Athletic Director, Assistant Athletic Director	Quarterly beginning in August 2024.
	Utilize our Assistant Athletic Director for Academics to review academics, recruit players and focus on Life and Wellness skills.	School Counselor	August 2024 and Ongoing.

We hereby verify that the above Corrective Action Plan will be implemented to bring the institution into compliance within the time frame indicated in the Plan.

  
\_\_\_\_\_  
Principal Signature

  
\_\_\_\_\_  
Regional Superintendent

  
\_\_\_\_\_  
Superintendent Signature

5/14/24  
Date

\_\_\_\_\_  
Date

5/21/27  
Date

# **PART IV** **GENDER EQUITY IN ATHLETICS**

## **Corrective Action Plan**

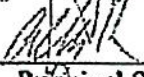
District: Broward


School: Northeast High School


### **Gender Equity in Athletics Corrective Action Plan**

(1) Gender Equity in Athletics Component	(2) Planned Actions To Address Deficiencies Found in Athletics	(3) Responsible Person(s) and Contact Information	(4) Timelines
<p>Total Student Enrollment 1506 Males: 789 = 52% Females: 717 = 48%</p> <p>Total Varsity Participants = 397 Males: 192 = 48% Females: 205 = 52%</p> <p>Total JV Participants = 93 Males: 41 = 44% Females: 52 = 56%</p> <p>To reach the goal of the exact percentage of male and female athletes equal to the exact percentage of males and females enrolled in the school. This will require an increase in the number of male athletes over female athletes.</p>	<p>Athletics will advertise with announcements and posters for Varsity and JV Boys programs to increase interest in athletics in male sports while still promoting female sports.</p> <p>We will continue to monitor the percentages to make adjustments as needed.</p>	<p>Andrea Melc, Athletic Director: 954-801-0418</p>	<p>The advertisement will take place through out the school year a month before each sport starts.</p> <p>We will monitor the percentages quarterly to reach the goal of compliance for the 2024-2025 school year.</p>

We hereby verify that the above Corrective Action Plan will be implemental to bring the institution into compliance within the time frame indicated in the Plan.

  
 Principal Signature

  
 Regional Superintendent

  
 Superintendent Signature

5/3/24  
 Date

5/17/24  
 Date

5/21/24  
 Date

# **PART IV** **GENDER EQUITY IN ATHLETICS**

## **Corrective Action Plan**

District:

Broward

School:

Nova High School

### **Gender Equity in Athletics Corrective Action Plan**

(1) Gender Equity in Athletics Component	(2) Planned Actions To Address Deficiencies Found in Athletics	(3) Responsible Person(s) and Contact Information	(4) Timelines
Component #1	Nova High School will continue to promote and encourage Varsity and JV programs in all sports through New to Nova Parent Night, New to Nova Registration, Orientation, school website, school PA announcements, social media, flyers, middle school meetings, coaches' meetings, and summer camp/clinics. Students continue to acknowledge that quality of coaching, distance from school, transportation, academic/clubs, working a job, assisting at home, etc. are reasons in why they choose not to or are unable to participate and be involved with athletics a Nova High School.	Christine Sexton Assistant Principal  Jason Hively Athletic Director  Renel Augustin Assistant Athletic Director	School Year 2024-2025

We hereby verify that the above Corrective Action Plan will be implemented to bring the institution into compliance within the time frame indicated in the Plan.

Principal Signature

Date

Regional Superintendent

Date

Superintendent Signature

Date



# **PART IV** **GENDER EQUITY IN ATHLETICS**

## **Corrective Action Plan**



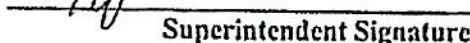
District: **Broward**

School: **PLANTATION HIGH SCHOOL**

### **Gender Equity in Athletics Corrective Action Plan**

(1) Gender Equity in Athletics Component	(2) Planned Actions To Address Deficiencies Found in Athletics	(3) Responsible Person(s) and Contact Information	(4) Timelines
Sports and levels of competition effectively accommodate the interests and abilities of members of both sexes. {Section 1000.05(3)(d)(1), F.S., Rule 6A-19.004(2), FAC Title IX 106.40(1)}	<ol style="list-style-type: none"> <li>1. We will actively recruit for a highly qualified Girls' Basketball Coach.</li> <li>2. We will recruit at Freshman Orientation and Open House for Varsity and JV Girls' Basketball, Softball, Flag Football and Girls' Track.</li> <li>3. For the 2024-25 school year, we will have one Guidance Counselor designated for athletes only. This Guidance Counselor will promote girls' sports.</li> <li>4. We will continue the pilot Mentor Program that the district started in 4<sup>th</sup> quarter of 2023-24 school year. The female mentor will continue to mentor female athletes.</li> <li>5. We will participate in BCAA Play Like A Girl Event.</li> </ol>	<p>Laura Keeler, Athletic Director 754-322-1874</p> <p>Horatio Major Assistant Principal over Athletics 754-322-1946</p>	<ol style="list-style-type: none"> <li>1. April 2024</li> <li>2. August 5, 2024 – August 30, 2024</li> <li>3. August 12, 2024 – June 2025</li> <li>4. August 8, 2024 – May 31, 2025</li> <li>5. March 2025</li> </ol>

We hereby verify that the above Corrective Action Plan will be implemented to bring the institution into compliance within the time frame indicated in the Plan.

  
 Principal Signature  
  
 Regional Superintendent  
  
 Superintendent Signature

5/9/24  
 Date  
 5/17/24  
 Date  
 5/17/24  
 Date

# **PART IV** **GENDER EQUITY IN ATHLETICS**

## **Corrective Action Plan**


District: Broward


School: South Broward High School

### **Gender Equity in Athletics Corrective Action Plan**

(1) Gender Equity in Athletics Component	(2) Planned Actions To Address Deficiencies Found in Athletics	(3) Responsible Person(s) and Contact Information	(4) Timelines
Sports and levels of competition effectively accommodate the interests and abilities of members of both sexes	<ol style="list-style-type: none"> <li>Promote female sports through announcements within school, social media postings online, various interest meeting, and flyers throughout the campus.</li> <li>Recruit female athletes through freshman orientation, magnet open house, and all other school wide events.</li> <li>Offer JV Girls Basketball, JV Girls Volleyball, JV Girls Wrestling, and JV Girls Soccer.</li> <li>Increase participants on the female teams. Both Varsity and JV.</li> <li>Visit PE classes and offer advertisements throughout campus to encourage more female participation for Fall, Winter, and Spring sports.</li> </ol>	<p>Lee Bray – Athletic Director</p> <p>Timonthy Winburn – AP over Athletics</p>	August 2024 – June 2025

We hereby verify that the above Corrective Action Plan will be implemented to bring the institution into compliance within the time frame indicated in the Plan.

  
 \_\_\_\_\_  
 Principal Signature

  
 \_\_\_\_\_  
 Regional Superintendent

3/19/24  
 \_\_\_\_\_  
 Date

5/7/24  
 \_\_\_\_\_  
 Date

5/17/24  
 \_\_\_\_\_  
 Date

## PART IV GENDER EQUITY IN ATHLETICS

### Corrective Action Plan



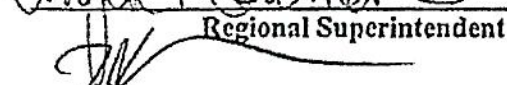
District: Broward

School: South Plantation

### Gender Equity in Athletics Corrective Action Plan

(1) Gender Equity in Athletics Component	(2) Planned Actions To Address Deficiencies Found in Athletics	(3) Responsible Person(s) and Contact Information	(4) Timelines
Sports and levels effectively accommodate the interest and abilities and members of both sexes.	We will be promoting golf as a sport next year.	Stephanie Del Rio	Summer of 2024
	We are promoting Bowling and Swim to middle schools with free summer sessions.		Summer 2024
	We will be scheduling a full JV season for girls' basketball.		Fall 2024
	Girls' wrestling will have a full schedule.		Fall 2024
	Girls' soccer will be running a free summer clinic.		Summer 2024
	Open house will have a large focus on girls participation in sports		Summer 2024
	We participated in "Play Like a Girl"		Spring 2025

We hereby verify that the above Corrective Action Plan will be implemented to bring the institution into compliance within the time frame indicated in the Plan.

  
 Principal Signature  
  
 Regional Superintendent  
  
 Superintendent Signature

4/11/24  
 Date  
 5/7/24  
 Date  
 5/17/24  
 Date



# **PART IV** **GENDER EQUITY IN ATHLETICS**

## **Corrective Action Plan**

District: Broward



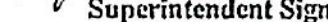
School: Stranahan High

### **Gender Equity in Athletics Corrective Action Plan**

(1) Gender Equity in Athletics Component	(2) Planned Actions To Address Deficiencies Found in Athletics	(3) Responsible Person(s) and Contact Information	(4) Timelines
Sports and levels of competition effectively accommodated the interests and abilities of member of both sexes.	<p>The AD, Assistant AD, and Supervising Administrator will host school wide meetings with all females and encourage participation, emphasizing the benefits of competing in high school sports. This will pertain to all female sports.</p> <p>Athletic Departments will make flyers and distribute informational brochures that document success stories of females who participated in school athletic programs. Additionally, data will be provided highlighting the benefits of extra-curricular participation.</p> <p>Also, female alums who participated in sports will speak to female athletes on the important role sports played in their lives.</p>	<p>Jarvis McCray (AD)</p> <p>Kenneth Hart (Asst. AD)</p> <p>Michelle Padura (Principal)</p>	Following School Year (2024-2025)

**We hereby verify that the above Corrective Action Plan will be implemented to bring the institution into compliance within the time frame indicated in the Plan.**



  
Principal Signature  
  
Regional Superintendent  
  
Superintendent Signature

05/14/24  
Date  
5/14/24  
Date  
5/17/24  
Date

# **PART IV** **GENDER EQUITY IN ATHLETICS**

## **Corrective Action Plan**





District: Broward

School: JP Taravella

### **Gender Equity in Athletics Corrective Action Plan**

(1) Gender Equity in Athletics Component	(2) Planned Actions to Address Deficiencies Found in Athletics	(3) Responsible Person(s) and Contact Information	(4) Timelines
Sports and levels of competition effectively accommodate the interests and abilities of members of both sexes.	<ol style="list-style-type: none"> <li>1. Have an in house recruiting during 8<sup>th</sup> grade walk through.</li> <li>2. Maximize the roster for each male sport.</li> <li>3. Have an in house recruiting during freshman orientation.</li> </ol>	<p>AD, Coaches, and SGA</p> <p>AD, and each male sport coach</p> <p>AD, Coaches and SGA</p>	During tryout periods. August 2024-March 2025

We hereby verify that the above Corrective Action Plan will be implemented to bring the institution into compliance within the time frame indicated in the Plan.

  
 Principal Signature  

  
 Regional Superintendent  
  
 Superintendent Signature

4/5/24  
 Date  
 5/17/24  
 Date  
 5/21/24  
 Date

# **PART IV** **GENDER EQUITY IN ATHLETICS**

## **Corrective Action Plan**


District: Broward


School: West Broward High School

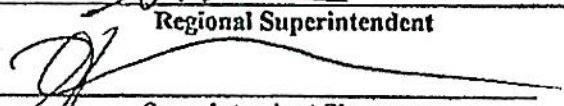
### **Gender Equity in Athletics Corrective Action Plan**

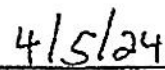
(1) Gender Equity in Athletics Component	(2) Planned Actions To Address Deficiencies Found in Athletics	(3) Responsible Person(s) and Contact Information	(4) Timelines
Sports and levels of competition effectively accommodate the interests and abilities of both sexes.	<p>To market more at our freshmen invasion, and bobcat bootcamp events for all new students to participate and interact.</p> <p>Hosting a female athletic empowerment event, like the BCAA even that was hosted by Patty Brown this school year.</p> <p>Look into being able to fund more female JV teams (i.e. soccer, and softball).</p>	<p>Allison Edens – Head Athletic Director 954-980-9017</p> <p>Lauren Jack – Assistant Principal of athletics 786-801-7458</p>	The following school year, as well as the summer leading up to next school year.

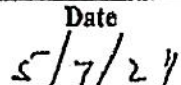
We hereby verify that the above Corrective Action Plan will be implemented to bring the institution into compliance within the time frame indicated in the Plan.

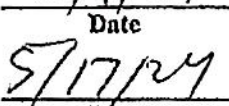
  
 \_\_\_\_\_  
 Principal Signature

  
 \_\_\_\_\_  
 Regional Superintendent

  
 \_\_\_\_\_  
 Superintendent Signature

  
 \_\_\_\_\_  
 Date

  
 \_\_\_\_\_  
 Date

  
 \_\_\_\_\_  
 Date

## PART IV GENDER EQUITY IN ATHLETICS

### Corrective Action Plan

District: **BROWARD**



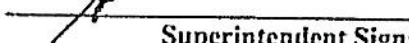
School: **WESTERN**

### Gender Equity in Athletics Corrective Action Plan

(1) Gender Equity in Athletics Component	(2) Planned Actions To Address Deficiencies Found in Athletics	(3) Responsible Person(s) and Contact Information	(4) Timelines
Sports and levels of competition effectively accommodate the interest and abilities of members of both sexes.	<ol style="list-style-type: none"> <li>1. We will continue to encourage all students to participate in all levels of athletics.</li> <li>2. We will continue to encourage our coaches to attend freshmen Round Up, freshmen orientation and open house.</li> <li>3. Athletic Department will continue to distribute information to the feeder middle school Athletic Departments about our athletic teams and remain in communication with the feeder middle school Athletic Directors.</li> <li>4. We will continue to post our athletic department information on the school's website, athletic social media pages, principal X/Twitter and have them announced during the morning announcements.</li> <li>5. We will continue to host middle school athletic events for feeder schools and the MSAA.</li> <li>6. We will continue to have interest meetings for every sport offered at the beginning of each sport season.</li> <li>7. We will continue to highlight, athletics and student-athletes' accolades on our social media pages and website as well as on the morning announcements.</li> </ol>	<p>Jermaine Hollis- AD 754-323-2488</p> <p>Sydney Bates- Assistant Athletic Director 754-323-2400</p> <p>Daniel Calleja- Assistant Principal 754-323-2498</p> <p>Jimmy Arrojo- Principal 754-323-2403</p>	Throughout the 2024-2025 school year and will continue to monitor.

We hereby verify that the above Corrective Action Plan will be implemented to bring the institution into compliance within the time frame indicated in the Plan.



  
Principal Signature  
  
Regional Superintendent  
  
Superintendent Signature

5/16/24  
Date  
5/17/24  
Date  
5/17/24  
Date

**PART IV**

**2023-2024**

**EDUCATIONAL EQUITY ACT PLAN**

**Gender Equity in Athletics**

**Section - D**

**Status Reports for 2022-2023**

## **Part IV - D**

**2023-2024**

### **EDUCATIONAL EQUITY ACT PLAN Status Report Forms 2022-2023**

The district submitted Corrective Action Plans in the 2022-2023 Equity Update for: Blanche Ely, Boyd Anderson, Coconut Creek, Coral Springs, Deerfield Beach, Dillard 6-12, Everglades, Hallandale, Hollywood Hills, McArthur, Monarch, Nova, Plantation, Pompano Beach, South Broward, South Plantation and Stranahan. This section includes the status reports of the Corrective Action Plans that were previously submitted.

**PART IV**  
**ISSUES IN ATHLETICS**  
**(STATUS REPORT)**

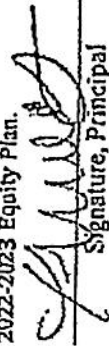
District: Broward

School: Blanche Ely High School

**Athletics Corrective Action Plan for Non-Compliance Components**

(1) Gender Equity in Athletics Component	(2) Planned Actions to Address Deficiencies Found in Athletics	(3) Responsible Person(s) and Contact Information	(4) Timelines	(5) Status
Sports and levels of competition effectively accommodated the interests and abilities of member of both sexes.	<p>To increase the number of female participants the athletic department will take the following actions:</p> <p>The BEHS Athletic Department will increase female JV Participation in Volleyball, Flag Football, Girls Basketball, and Tennis.</p> <p>We will target incoming 9<sup>th</sup> graders in the beginning of the school year. We will visit feeder schools and promote all the sports programs offered for girls.</p>	<p>BEHS Athletics Andrea Johnson (AD)</p> <p>Andrea Johnson (AD)</p> <p>Andrea Johnson (AD)</p>	<p>August 2023-June 2024</p> <p>August 2023-June 2024</p> <p>August 2023-June 2024</p>	<p>We did have a JV and Varsity girls volleyball team, JV and Varsity flag football, JV and Varsity girls' basketball and a tennis team.</p> <p>We visited the feeder schools and sent representatives for all the girls sports to help promote our girls' sports programs.</p>

I hereby verify that the above Corrective Action Plan Status Report has been implemented to bring our school into compliance within the time frame listed in the 2022-2023 Equity Plan.

  
Signature, Principal

4/11/24  
Date



**PART IV**  
**ISSUES IN ATHLETICS**  
**(STATUS REPORT)**

District: Broward

School: Boyd H. Anderson High School

**Athletics Corrective Action Plan for Non-Compliance Components**

(1) Gender Equity in Athletics Component	(2) Planned Actions to Address Deficiencies Found in Athletics	(3) Responsible Person(s) and Contact Information	(4) Timelines	(5) Status
Competitive Sport ensures the social/emotional development and the physical discipline for both sexes to be successful students and cooperative citizens.	<p>Boyd H. Anderson &amp; Cobra Athletics will take the following steps to promote our current programs, increase female interest, repair facilities, update equipment, and hire qualified coaches.</p> <p>@bahs_athletics and @boydandersonhs alongside our individual sports handles utilize social media to reach students and the public.</p> <p>We have advertised for new coaches through our Broward portals and recruit internally, targeting our current staff.</p> <p>Proper hires will increase the sports available and improve fundraising to acquire new items.</p> <p>Our brand-new track should be completed by the end of the month, and more equipment is being purchased.</p>	Mark Anthony Guandolo : Head Athletic & Activities Director – mark.guandolo2@browardschools.com	April 2024 – June 2025	<p>Currently posting weekly on social media platforms.</p> <p>We are interviewing potential candidates and supporting our current coaching staff.</p> <p>Fundraising approved for track team. There are more to follow.</p> <p>Track is being lined by the county and the facility should be complete by the end of this week.</p>

I hereby verify that the above Corrective Action Plan Status Report has been implemented to bring our school into compliance within the time frame listed in the 2022-2025 Equity Plan.

\_\_\_\_\_  
Signature, Principal

\_\_\_\_\_  
4/18/24  
Date

PART IV  
ISSUES IN ATHLETICS  
(STATUS REPORT)


District Broward

School: Coconut Creek High School

Athletics Corrective Action Plan for Non-Compliance Components

(1) Gender Equity in Athletics Component	(2) Planned Actions to Address Deficiencies Found in Athletics	(3) Responsible Person(s) and Contact Information	(4) Timeliness	(5) Status
Sports and levels of competition effectively accommodated the interests and abilities of members of both sexes.	<p>The AD, Assistant AD, and Supervising Administrator will host school wide meetings with all females and encourage participation, emphasizing the benefits of competing in high school sports and attend district based initiatives supporting gender equity.</p> <p>Athletic Departments will make flyers and distribute informational brochures that document success stories of females who participated in school athletic programs. Additionally, data will be provided highlighting the benefits of extra-curricular participation.</p>	Charles Hendrix (AD) Victor Manuel (Asst. AD) Dr. Nicole Nearing (Principal)	Present the following school year.	On-going

I hereby verify that the above Corrective Action Plan Status Report has been implemented to bring our school into compliance within the time frame listed in the 2022-2023 Equity Plan.

  
\_\_\_\_\_  
Signature, Principal

3/21/24  
\_\_\_\_\_  
Date

**PART IV**  
**ISSUES IN ATHLETICS**  
**(STATUS REPORT)**


District: Broward

School: Coral Springs High School

**Athletics Corrective Action Plan for Non-Compliance Components**

(1) Gender Equity in Athletics Component	(2) Planned Actions to Address Deficiencies Found in Athletics	(3) Responsible Person(s) and Contact Information	(4) Timelines	(5) Status
Sports and levels of competition effectively accommodated the interests and abilities of member of both sexes.	<ol style="list-style-type: none"> <li>1. Host a community event to local middle and high schools to attract students to Coral Springs High for athletics.</li> <li>2. Advertise more female sports for both JV and Varsity.</li> </ol>	AD, Coaches, FISO AD, Coaches	3/17/23-8/27/23 During Season	Our community events were a huge success within the community. Based on our turnout we were able to add more female sports for our program.

I hereby verify that the above Corrective Action Plan Status Report has been implemented to bring our school into compliance within the time frame listed in the 2022-2023 Equity Plan.

  
\_\_\_\_\_  
Signature, Principal

4/11/24  
\_\_\_\_\_  
Date

**PART IV  
ISSUES IN ATHLETICS**

**(STATUS REPORT)**

District: Broward School: Deerfield Beach High School

**Athletics Corrective Action Plan for Non-Compliance Components**

(1) Gender Equity in Athletics Component	(2) Planned Actions to Address Deficiencies Found in Athletics	(3) Responsible Person(s) and Contact Information	(4) Timelines	(5) Status
Sports and levels of competition effectively accommodate the interest and abilities of both genders.	Hold intentions meetings and discuss inclusion and needs of the female athletes. Also, check in with them support their games and practices.	TIA HILLS 754-3220650	2023-2024 School year	We will continue to monitor the participation from the female athletes.

I hereby verify that the above Corrective Action Plan Status Report has been implemented to bring our school into compliance within the time frame listed in the 2022-2023 Equity Plan.

  
 Signature Principal

5/1/24  
 Date



**PART IV  
ISSUES IN ATHLETICS**

**(STATUS REPORT)**

District: Broward

School: Dillard High School 6-12

**Athletics Corrective Action Plan for Non-Compliance Components**

(1) Gender Equity in Athletics Component	(2) Planned Actions to Address Deficiencies Found in Athletics	(3) Responsible Person(s) and Contact Information	(4) Timelines	(5) Status
Sports and levels of compellion effectively accommodated the interests and abilities of member of both sexes	<ol style="list-style-type: none"> <li>1. Recruit female students to participate in Soccer and Softball programs at Partner Preview (Freshman Orientation) and Open House.</li> <li>2. Recruitment drives for more sports participation for female athletes Fall/Spring.</li> <li>3. Athletic Department and Coaches will continue to visit feeder schools and programs. Information high school sports programs will be communicated and disseminated via email, school's website and posted in locations around campus for visitor access.</li> </ol>	Athletic Department Sonja Fuller Encwetok Myers-Ramsey Mia Moultry	August 2023	We were unable to fill Girls Softball, Soccer and Tennis program this year.  However, we have posted Flyer, Made announcement, post information on school website.
		Athletic Department Sonja Fuller Encwetok Myers-Ramsey Mia Moultry	August 2023	
		Athletic Department Sonja Fuller Encwetok Myers-Ramsey Mia Moultry	August 2023	

I hereby verify that the above Corrective Action Plan Status Report has been implemented to bring our school into compliance within the time frame listed in the 2021-2023 Equity Plan.

  
\_\_\_\_\_  
Signature, Principal

4/18/24  
\_\_\_\_\_  
Date

**PART IV**  
**ISSUES IN ATHLETICS**

**(STATUS REPORT)**


District: Broward

School: Everglades High School

**Athletics Corrective Action Plan for Non-Compliance Components**

(1) Gender Equity in Athletics Component	(2) Planned Actions to Address Deficiencies Found in Athletics	(3) Responsible Person(s) and Contact Information	(4) Timelines	(5) Status
Sports and levels of competition effectively accommodate the interest and abilities of members of both sexes.	<p>Advertise daily in the weeks leading up to seasonal tryouts. Use Canvas, social media and parent link tools to spread the message of tryouts and informational meetings.</p> <p>Have coaches and parents of interested students meet prior to seasons to promote values which female athletics have on the overall high school experience for students.</p> <p>Have coaches and returning players present during Freshman Orientation to encourage participation.</p>	Lis Alonso (O) 754-323-0534 © 954-254-3835	2022-2023 School year	<p>Advertising for sports was done campus wide all school year.</p> <p>Engaged students during Freshman Orientation with a large group meeting pertaining to athletics.</p> <p>Have invited our feeder middle schools to our home games to promote our sports to those students who will be coming to us in the 9<sup>th</sup> grade</p>

I hereby verify that the above Corrective Action Plan Status Report has been implemented to bring our school into compliance within the time frame listed in the 2022-2023 Equity Plan.

  
Signature, Principal

4-12-24  
Date

PART IV  
ISSUES IN ATHLETICS

(STATUS REPORT)


District: Broward

School: Hallandale High School

Athletics Corrective Action Plan for Non-Compliance Components

(1) Gender Equity in Athletics Component	(2) Planned Actions to Address Deficiencies Found in Athletics	(3) Responsible Person(s) and Contact Information	(4) Timelines	(5) Status
Increasing Female Participation	Athletics Showcase- Highlighting Female Sports Offered here at Hallandale Magnet High	Anthony Shinhosler <a href="mailto:Anthony.Shinhosler@browardschool.com">Anthony.Shinhosler@browardschool.com</a> 754-323-0960	End of the Year 22/23 and Beginning of the year Orientation 23/24	Completed
Participation Increasing Female	Post Information on School Website and Athletics Social Media Pages about the Athletic programs offered here at Hallandale.	Anthony Shinhosler <a href="mailto:Anthony.Shinhosler@browardschool.com">Anthony.Shinhosler@browardschool.com</a> 754-323-0960	End of year 22/23 and throughout the entire school year 23/24	Completed

I hereby verify that the above Corrective Action Plan Status Report has been implemented to bring our school into compliance within the time frame listed in the 2022-2023 Equity Plan.

  
Signature, Principal

3/15/2024  
Date

**PART IV  
ISSUES IN ATHLETICS**

**(STATUS REPORT)**


District: Broward

School: Hollywood Hill High School

**Athletics Corrective Action Plan for Non-Compliance Components**

(1) Gender Equity in Athletics Component	(2) Planned Actions to Address Deficiencies Found in Athletics	(3) Responsible Person(s) and Contact Information	(4) Timelines	(5) Status
Promoting more Participation	<p>We plan to hire coaches on staff next year. Having our coaches on staff will increase the verbal communication among our students as coaches will have kids in front of them during class.</p> <p>In PE, we are aiming to promote our sports by having a Team Sports class that will gear towards sports we offer.</p> <p>As a former college recruiter, my job is to recruit our students on a daily basis to participate in sports be educating them on growth an individual can give learning from athletes.</p>	<p>Kevin Perry 954-829-9579 Kevin.perry@browardschool.com</p>	<p>I like to use the Always Be Recruiting (ABR) affect. This is a non-stop process that needs to happen daily.</p>	<p>Hollywood Hills will be in compliance for the 2023-24 school year.</p>

I hereby verify that the above Corrective Action Plan Status Report has been implemented to bring our school into compliance within the time frame listed in the 2022-2023 Equity Plan.

  
\_\_\_\_\_  
Signature, Principal

3/18/24  
\_\_\_\_\_  
Date



**PART IV**  
**ISSUES IN ATHLETICS**  
**(STATUS REPORT)**


District: Broward

School: McArthur

**Athletics Corrective Action Plan for Non-Compliance Components**

(1) Gender Equity in Athletics Component	(2) Planned Actions To Address Deficiencies Found in Athletics	(3) Responsible Person(s) and Contact Information	(4) Time Lines	(5) Status
1. Sports and levels of competition effectively accommodate the interest and abilities of members of both sexes.	<ol style="list-style-type: none"> <li>Recruit female students to participate in our volleyball program at freshman orientation.</li> <li>Recruitment drive for more cross sports participation in female athletics spring/fall.</li> <li>Athletic Director/Administrator and Coaches will continue to visit feeder schools and programs as well as distribute information on upcoming High School sports programs.</li> </ol>	<p>David Piroozshad Asst. Principal</p> <p>David Piroozshad Asst. Principal</p> <p>David Piroozshad Asst. Principal</p>	<p>Aug. 2022</p> <p>Aug. 2022</p> <p>Aug. 2022</p>	<ol style="list-style-type: none"> <li>Announcements have been made and coach is working on end of the year flyers.</li> <li>8<sup>th</sup> Grade articulation/ announcements to all incoming and current students.</li> <li>Coaches have been working with feeder schools in the local area.</li> </ol>

I hereby verify that the above Corrective Action Plan Status Report has been implemented to bring our school into compliance within the time frame listed in the 2022-2023 Equity Plan.

  
Signature, Principal

4/25/  
Date

**PART IV**  
**ISSUES IN ATHLETICS**  
**(STATUS REPORT)**


District: Broward

School: Monarch High School

**Athletics Corrective Action Plan for Non-Compliance Components**

(1) Gender Equity in Athletics Component	(2) Planned Actions to Address Deficiencies Found in Athletics	(3) Responsible Person(s) and Contact Information	(4) Timelines	(5) Status
Sports and levels of competition effectively accommodated the interests and abilities of member of both sexes.	Have an in-house recruiting during 8 <sup>th</sup> grade walk throughs.	AD, coaches, SGA	During tryout periods. August 2023 February 2024	Completed.
	Maximize rosters for each female sport.	AD and coaches for female athletics		Ongoing.
	Have an in-house recruiting during Freshman Invasion.	AD, coaches, SGA		Completed.

I hereby verify that the above Corrective Action Plan Status Report has been implemented to bring our school into compliance within the time frame listed in the 2022-2023 Equity Plan.

  
\_\_\_\_\_  
Signature, Principal

4/18/24  
\_\_\_\_\_  
Date

**PART IV  
ISSUES IN ATHLETICS**

**(STATUS REPORT)**

District: Broward

School: Nova High School

**Athletics Corrective Action Plan for Non-Compliance Components**

(1) Gender Equity in Athletics Component	(2) Planned Actions to Address Deficiencies Found in Athletics	(3) Responsible Person(s) and Contact Information	(4) Timelines	(5) Status
Component #1	Nova High School will continue to promote and encourage Varsity and JV programs in all sports through New to Nova Prent Night, New to Nova Registration, Orientation, school website, school PA announcements, social media, flyers, middle school meetings, coaches' meetings, and summer cap/clinics. Students continue to acknowledge that quality of coaching, distance from school, transportation, academic/clubs, working a job, assisting at home, etc. are reasons in why they choose not to or are unable to participate and be involved with athletics a Nova High School.	Heidi Jones Assistant Principal  Jason Hively Athletic Director  Renel Augustin Assistant Athletic Director	School Year 2022-2023	Ongoing

I hereby verify that the above Corrective Action Plan Status Report has been implemented to bring our school into compliance within the time frame listed in the 2022-2023 Equity Plan.

  
\_\_\_\_\_  
Signature, Principal

4/8/24  
\_\_\_\_\_  
Date

**PART IV  
ISSUES IN ATHLETICS**

**(STATUS REPORT)**

District: Broward

School: Plantation High School  
Athletics Corrective Action Plan for Non-Compliance Components

(1) Gender Equity in Athletics Component	(2) Planned Actions to Address Deficiencies Found in Athletics	(3) Responsible Person(s) and Contact Information	(4) Timelines	(5) Status
Sports and levels of competition effectively accommodate the interests and abilities of members of both sexes. (Section 1000.05(3)(g)(1), F.S., Rule 6A-19.004(2), FAC Title IX 106.40(1))	<p>Plantation High School will continue to use and add the following strategies to promote athletic programs and increase female interest:</p> <ol style="list-style-type: none"> <li>1. We will promote girls' sports teams at Incoming Freshman Parent Night (Completed February 16, 2023)</li> <li>2. We will hire qualified coaches for girls' athletic teams</li> <li>3. We will promote girls' sports team at Freshman Boot Camp</li> <li>4. We will promote girls' volleyball, cross country and swimming with Robocall to all students notifying of August 1st start date.</li> <li>5. We will promote girls' sports teams at Open House</li> <li>6. We will promote girls' sports teams during lunches, including sports/club interest fair.</li> <li>7. We will continue to maintain athletic information bulletin board in main hallway of school.</li> <li>8. We will continue to promote athletic programs at SAC/SAF meetings and other various events that our parents and students attend.</li> </ol>	<p>Laura Keeler, A.D. 754-323-1874</p> <p>Horatio Major, A.P. over Athletics 754-322-1946</p>	<ol style="list-style-type: none"> <li>1. Week of August 14, 2023</li> <li>2. July 1-31, 2023</li> <li>3. Week of August 14, 2023</li> <li>4. July 24-27, 2023</li> <li>5. September 2023</li> <li>6. August 21, 2023-February 28, 2024</li> <li>7. August 1, 2023-June 2024</li> <li>8. August 2023-February 2024</li> </ol>	<ol style="list-style-type: none"> <li>1. All girls' teams were promoted at the Freshman Parent Night.</li> <li>2. We hired a qualified coach for softball. We need to recruit a Girl's Basketball Coach for 2024-25.</li> <li>3. All girls' teams were promoted at Freshman Boot Camp.</li> <li>4. Robocalls were made promoting try-outs for girls' sports.</li> <li>5. Girls' sports were promoted at Open House.</li> <li>6. Girls' sports were promoted during lunch and club/sports fair.</li> <li>7. Athletic bulletin board was maintained.</li> <li>8. Girl's sports were promoted at all parent meetings.</li> </ol>

I hereby verify that the above Corrective Action Plan Status Report has been implemented to bring our school into compliance within the time frame listed in the 2022-2023 Equity Plan.

  
Signature, Principal

3/18/24  
Date



**PART IV  
ISSUES IN ATHLETICS**


**(STATUS REPORT)**

District: Broward

School: Pompano Beach High School

Athletics Corrective Action Plan for Non-Compliance Components				
(1) Gender Equity in Athletics Component	(2) Planned Actions to Address Deficiencies Found in Athletics	(3) Responsible Person(s) and Contact Information	(4) Timelines	(5) Status
1. Numbers not in compliance	<ol style="list-style-type: none"> <li>1. Push and improve recruitment of female athletes through social media.</li> <li>2. Push for increase in numbers for swimming, cross country and track</li> <li>3. Work to improve the coaching staffs and recruitment of staff members.</li> <li>4. Work with Canvas to get tryout dates out</li> <li>5. Continue to pursue gender equity in numbers</li> </ol>	<p>Jason Frey 954-801-0211 Jason.frey@browardschools.com</p>	2022-2023 School year	Planned actions completed and continuing

I hereby verify that the above Corrective Action Plan Status Report has been implemented to bring our school into compliance within the time frame listed in the 2022-2023 Equity Plan.

  
Signature, Principal

4/9/2024  
Date

**PART IV  
ISSUES IN ATHLETICS**

**(STATUS REPORT)**

District: Broward

School: South Broward High School

**Athletics Corrective Action Plan for Non-Compliance Components**

(1) Gender Equity in Athletics Component	(2) Planned Actions to Address Deficiencies Found in Athletics	(3) Responsible Person(s) and Contact Information	(4) Timelines	(5) Status
Sports and levels of competition effectively accommodate the interests and abilities of members of both sexes.	<ol style="list-style-type: none"> <li>Promote female sports through announcements within school, social media postings online, various interest meeting, and flyers throughout the campus.</li> <li>Recruit female athletes through freshman orientation, magnet open house, and all other school wide events.</li> <li>Offer JV Girls Basketball, JV Girls Volleyball, JV Girls Wrestling, and JV Girls Soccer.</li> <li>Increase participants on the female teams. Both Varsity and JV.</li> <li>Visit PE classes and offer advertisements throughout campus to encourage more female participation for Fall, Winter, and Spring sports.</li> </ol>	<p>Lee Bray- Athletic Director</p> <p>Timothy Winburn- AP over Athletics</p>	<p>August 2023-June 2024</p>	<ol style="list-style-type: none"> <li>Promote female sports through announcements within school, social media postings online, various interest meeting, and flyers throughout the campus.</li> <li>Recruit female athletes through freshman orientation, magnet open house, and all other school wide events.</li> <li>Offer JV girls Basketball, JV Girls Volleyball, JV Girls Wrestling and JV Girls Soccer</li> </ol>

I hereby verify that the above Corrective Action Plan Status Report has been implemented to bring our school into compliance within the time frame listed in the 2022-2023 Equity Plan.



Signature, Principal

3/19/24

Date

PART IV  
ISSUES IN ATHLETICS

(STATUS REPORT)

District: Broward

School: South Plantation High School

(1) Gender Equity in Athletics Component	(2) Planned Actions to Address Deficiencies Found in Athletics	(3) Responsible Person(s) and Contact Information	(4) Timelines	(5) Status
Sports and levels of competition effectively accommodate the interests and abilities of members of both sexes.	We started a new program with the Jason Taylor Foundations Careers In Sports (CIS) to promote, market, broadcast, operate, and track athletic events. As this continues to grow for next year, we anticipate a larger social media impact for girls' sports.  We brought back flag football with a full schedule this year. We anticipate a participation level to bring JV back next season.	Mike Collins AD Michael.collins@browardschools.com	Summer 2023	CIS program was a success. All sports were covered and celebrated
	Had an amazing girls' basketball season. They received new uniforms this year and will be purchasing new shooter shirts and bags. We anticipate a participation level to bring JV back next season.		Spring 2023	No JV flag football team due to numbers. Varsity roster increased. Coaching staff was increased in anticipation of JV program. New uniforms were purchased.
	We will be promoting and introducing a girls' wrestling team next season.		Summer 2023	No JV basketball team due to numbers. Varsity roster increased. Coaching staff was increased in anticipation of JV.
	Athletics will be participating in the Paladin Round Up to get freshman girls involved in sports.		Winter 2023	Girls' wrestling was introduced and completed.
	Athletics will be participating in open house to encourage the entire student body to participate in athletics.		Summer 2023	Paladin Round Up was a huge success largest number of freshman participation on record.
	We will create and hang an Athletics banner on exterior fence encouraging athletes to participate in FALL, SPORTS Swim, Cross Country, Volleyball, Bowling, and Cheerleading as soon as school opens.		Fall 2023	Open House was a success.
			Summer 2023	In addition to banners, weekly parent newsletter went out with athletic events and offerings.

I hereby verify that the above Corrective Action Plan Status Report has been implemented to bring our school into compliance within the time frame  
stated in the 2022-2023 Equity plan.

  
Signature, Principal

5/21/24  
Date

**PART IV**  
**ISSUES IN ATHLETICS**

**(STATUS REPORT)**

District: Broward

School: Stranahan High School

**Athletics Corrective Action Plan for Non-Compliance Components**

(1) Gender Equity in Athletics Component	(2) Planned Actions to Address Deficiencies Found in Athletics	(3) Responsible Person(s) and Contact Information	(4) Timelines	(5) Status
Sports and levels of competition effectively accommodate the interest and abilities of both sexes.	Prior to the 2022-2023 school year there were no JV teams for women sports prior years. This school year we were able to have a JV girls volleyball team as we slowly build the JV girls programs as we enter the 2023-24 school year.	Jarvis McCray Jarvis.McCray@browardschools.com	By March 1, 2024	WE WERE ABLE TO HAVE A JV GIRLS VOLLEYBALL TEAM FOR THE 23-24 SCHOOL YEAR. HOWEVER, WE ARE STILL ACTIVELY RECRUITING.
	We will launch a campaign to actively recruit for JV girls sports regardless of the season so that we can ensure we are complying.	Jarvis McCray Jarvis.McCray@browardschools.com	August 2023-June 2024	

I hereby verify that the above Corrective Action Plan Status Report has been implemented to bring our school into compliance within the time frame listed in the 2022-2023 Equity Plan.

Signature: [Signature] Principal

3/20/24  
Date



**PART V**

**2023-2024  
EDUCATIONAL EQUITY ACT PLAN  
EMPLOYMENT EQUITY**

**PART V**

**2023-2024**

**EDUCATIONAL EQUITY ACT PLAN**

**EMPLOYMENT EQUITY**

**Section – A**

**Administrative & Instructional positions**

## PART V - A EMPLOYMENT EQUITY

District: <b>Broward</b>		<b>2023 – 2024 School District Administrative Positions</b>											
<b>Administrative Positions</b>	<b>Total</b>	<b>Black</b>		<b>Hispanic</b>		<b>White</b>		<b>Other</b>		<b>Female</b>		<b>Male</b>	
		<b>#</b>	<b>%</b>	<b>#</b>	<b>%</b>	<b>#</b>	<b>%</b>	<b>#</b>	<b>%</b>	<b>#</b>	<b>%</b>	<b>#</b>	<b>%</b>
<b>Student Demographics</b>	201,273	79,847	40%	73,503	37%	34,421	17%	13,502	6%	96,504	48%	104,769	52%
<b>District Level Admin</b>	1,122	416	37%	267	24%	380	34%	59	5%	663	59%	469	41%
<b>Principals</b>	263	114	43%	49	19%	92	35%	8	3%	171	65%	92	35%
<b>Assist. Principals</b>	498	231	46%	101	20%	153	31%	13	3%	339	68%	159	32%
<b>Teachers</b>	12,961	4,200	32%	2,765	21%	5,157	40%	839	7%	10,276	79%	2,685	21%
<b>Guidance Counselors</b>	660	270	41%	153	23%	211	32%	26	4%	577	87%	83	13%

**PART V**

**2023-2024  
EDUCATIONAL EQUITY ACT PLAN  
EMPLOYMENT EQUITY**

**Section – B  
Explanation of Ethnic and Gender Representation**



**PART V-B**  
**2023-2024**  
**EDUCATIONAL EQUITY ACT PLAN**  
**Employment Equity**  
**Explanation of Ethnic and Gender Representation**

The School Board of Broward County, Florida is an equal opportunity employer and does not discriminate on the basis of age, color, disability, gender identity, gender expression, genetic information, marital status, national origin, race, religion, sex, or sexual orientation. The District approaches the filling of all vacant positions requiring highly qualified candidates who are well prepared, high performing and dedicated individuals to fill the positions. With this in mind, the District offers several leadership programs in order to prepare interested employees for leadership roles and encourages all qualified candidates to apply. The District also presents and attends many minority recruiting job fairs seeking applicants for instructional and non-instructional positions.

**Talent Acquisition & Operations (Non-Instructional)**

The School Board of Broward County, Florida (SBBC) is committed to the provision of equal access to all students, employment and business programs, activities, services, and operations that are operated or provided directly by the Board, as well as those operated or provided by another entity on behalf of the Board under contractual or other arrangements.

1. In communicating how the ethnic and gender representation in administrative positions reflects the District's population/workforce, Broward County Public Schools (BCPS), employs a diverse population/workforce. Delineated below is a breakdown of the ethnic and gender representation for all School-Based/District Administrative positions:

District: Broward		2023 – 2024 School District Administrative Positions											
Administrative Positions	Total	Black		Hispanic		White		Other		Female		Male	
		#	%	#	%	#	%	#	%	#	%	#	%
Student Demographics	201,273	79,847	40%	73,503	37%	34,421	17%	13,502	6%	96,504	48%	104,769	52%
District Level Admin	1122	416	37%	267	24%	380	34%	59	5%	663	59%	469	41%
Principals	263	114	43%	49	19%	92	35%	8	3%	171	65%	92	35%
Assist. Principals	498	231	46%	101	20%	153	31%	13	3%	339	68%	159	32%
Teachers	12,961	4200	32%	2765	21%	5157	40%	839	7%	10,276	79%	2685	21%
Guidance Counselors	660	270	41%	153	23%	211	32%	26	4%	577	87%	83	13%



2. In the District's ongoing efforts to ensure actions are in place to address ethnic or gender representation, the School Board of Broward County, Florida has policies reinforcing efforts to meet the growing needs associated with a diverse student and employee population. The **Talent Acquisition & Operations (Non-Instructional)** team fosters a recruitment and employment model designed to ensure exceptional efforts are carried out to identify a diverse applicant pool and subsequent selection of the best qualified candidates. Specifically, interview panels are made up of a minimum of three (3) panelists representing a diverse background. As necessary, interview panels will consist of external stakeholder groups. For the 2023-24 School Year, the Talent Acquisition & Operations (Non-Instructional) launched an initiative geared towards gathering additional baseline data to phase in any sort of behavior modification programs for the 2024-25 School Year.
3. In attracting and retaining minority employees, we utilize sourcing platforms to assist in recruitment efforts. The District has job descriptions that identify job preferences that align with industry standards and includes bi-lingual as a preferred qualification. In some instances, job descriptions are written to specific mandatory requirements of bilingual skills to ensure we are attracting and providing a superior level of service to all stakeholders. When applicable, the District works with recruitment firms to assist with hard to fill positions. The Non-Instructional Team works closely with hiring managers to best understand their hiring needs and incorporates those needs in the **Full Cycle Recruitment** process (e.g., talent search, talent selection, and shortlisting the applicant pool for consideration of interviews). Again, ongoing collaboration with schools and departments ensures interview panels consist of members of diverse background. In addition, the team implemented a Diversity Plan "I am Open", which enhances the teams' collective efforts of being open to: (1.) New Ideas and Perspectives; (2.) Being More Flexible; and (3.) Willingness to Learn New Skills. In addition, the **4 C's in Success**: 1. *Communication* 2. *Collaboration* 3. *Cultural Diversity* 4. *Compassion*. This plan is geared towards supporting a healthy and vibrant workforce.
4. In the District's ongoing efforts to assist schools in diversifying their staff, Non-Instructional works collaborative with schools and leadership teams that may have unique student demographics and/or when faced with difficulties in filling hard to fill positions. This is supported in School Board Policy and allows for community and stakeholder engagement. In addition, Non-Instructional works directly with the internal leadership and professional development departments to provide support and build a pipeline of qualified candidates.
5. The District's employment outreach efforts include working closely with external stakeholders like Council of the Great City Schools, BROAD (Urban Education), Not-for-Profit Organizations, CareerSource of Broward, Community Partners, Police Benevolent Association, Union and Meet & Confer Groups and the utilization of a multitude of other recruitment outlets. Staff attends career days and events that promote career readiness in the K-12 Environment. In addition, with the start of the 2023-24 School Year, the District implemented a new robust applicant tracking system (**SuccessFactors**) that enhances the overall recruitments including but not limited to visibility, outreach, ease, and accessibility that strengthens our ability to attract a diverse workforce.

6. The District is not limited to where advertisement of its vacancies occurs. Specifically, vacancies are advertised via the District's Career Page, LinkedIn, Indeed, Council of Great City Schools, BROAD, Colleges, Universities, Special Career Boards (e.g. Police Associations, Fire Associations, CareerSource of Broward, etc.), Radio, Television, School Marquees, and a host of free and paid job boards. In addition, the District's new applicant system "SuccessFactors" has absolutely expanded our access to job boards. This includes the utilization of marketing campaigns. Most current campaign for advertisement and recruitment yielded nearly 3,000 Registrants. Ongoing stakeholder feedback is gathered to enhance the level of quality services.
7. The District has proactive partnerships with colleges, universities, student organizations, professional organizations, etc. to promote employment opportunities, which include but not limited to participating in various career fairs with local universities, technical colleges, CareerSource of Broward, cities/local municipalities, and attending other recruitment events working closely with individuals with disabilities and veterans. We utilize colleges and universities to promote employment opportunities for a diverse applicant pool (inclusive of the District's Fully Accredited Technical Colleges and High Schools). We implemented a Leader Tracking System, which further supports our efforts to monitor future leaders for employment opportunities.

The School Board of Broward County, Florida – **2022-2027 Strategic Plan** consists of Goals and Guardrails that are student outcome-focused. We strive to ensure that we recruit a highly qualified workforce and provide resources for development and opportunities for professional learning, to ensure long-term success. Overall, initiatives and safeguards are in place to cultivate an equitable, inclusive, and diverse environment for all stakeholders.

In our efforts to maintain continuous improvement, our District will continue to adhere to equal opportunity policies, foster a cohesive environment and utilize various outlets to ensure we address any ethnic or gender underrepresentation we may encounter.



## **Talent Acquisition & Operations (Instructional)**

Our District continues to utilize various outlets to ensure we address all ethnic or gender underrepresentation we may encounter. During the onset of the COVID-19 pandemic the district's recruitment initiatives were adjusted to ensure safety of our candidates and staff. We have effectively tailored our recruitment efforts to incorporate one-on-one virtual interviews and virtual career fairs.

The School Board of Broward County (SBBC) is committed to hiring and maintaining a diverse workforce reflective of the diversity of Broward County residents. The chart below outlines the ethnic and gender representation in administrative and guidance counselor positions at school-based locations and SBBC district administrative locations:

District: Broward		2023 – 2024 School District Administrative Positions											
Administrative Positions	Total	Black		Hispanic		White		Other		Female		Male	
		#	%	#	%	#	%	#	%	#	%	#	%
Student Demographics	201,273	79,847	40%	73,503	37%	34,421	17%	13,502	6%	96,504	48%	104,769	52%
District Level Admin	1122	416	37%	267	24%	380	34%	59	5%	663	59%	469	41%
Principals	263	114	43%	49	19%	92	35%	8	3%	171	65%	92	35%
Assist. Principals	498	231	46%	101	20%	153	31%	13	3%	339	68%	159	32%
Teachers	12,961	4200	32%	2765	21%	5157	40%	839	7%	10,276	79%	2685	21%
Guidance Counselors	660	270	41%	153	23%	211	32%	26	4%	577	87%	83	13%

The Talent Acquisition and Operations (Instructional) team implements a variety of recruitment and retention efforts to ensure a variety of ethnicities and genders are attracted to positions within SBBC. The recruitment team works closely with the District's Equity & Diversity department to ensure our commitment to equity & diversity is evident and demonstrated throughout our processes. We work to attract minority candidates by utilizing media outlets that specifically advertise within platforms trending higher population of minority representation, participating in minority-focused recruitment events, and collaborating with historically Black colleges and universities.

Local recruitment efforts include District-organized events, as well as external career fairs with non-profit organizations, such as CareerSource Broward. To further expand our employment outreach efforts throughout the country, we organize virtual fairs, participate in national career fairs, and continue to enhance our International Exchange Teacher program (Philippines & Spain). Vacancies are shared via our newly implemented recruitment and career site, SuccessFactors, print publications (The Sun-Sentinel), social media (Facebook, Instagram, Twitter, etc.) and professional networking and university job boards (LinkedIn, Indeed, Employ Florida, Handshake, etc.). We have also increased our targeted marketing efforts to include video testimonials that depict the diverse workforce currently within SBBC as an additional method to attract even more diverse candidates.



SBBC has a proactive partnership with all the university and colleges in the tri-county area. Multiple recruitment events are held throughout the year. We work closely with the career offices and the university placement professors. In addition, we have established partnerships with universities outside of the tri-county area that provide us with an additional pool of candidates. We continue to fortify our relationship with established teacher organizations (i.e. Future Educators, Florida Fund for Minority teachers, etc.,) connecting us to candidates from various backgrounds and experiences. We work closely with the university and colleges to place student teaching interns and field experience students in as many Broward County Schools (BCPS) as possible. We have established our "Grown Your Own" initiative to attract current SBBC paraprofessionals to become teachers. We are also developing a "Teacher Apprenticeship" program with one of our local colleges. These programs allow us to leverage current employees to enter the pipeline to increase our diversity recruitment efforts. As a district proudly serving a diverse population, we will continuously strive for representation and cultural awareness in the classroom environment.

**PART VI**

**2023-2024**

**EDUCATIONAL EQUITY ACT PLAN**

**SINGLE - SEX SCHOOLS AND CLASSES**

**PART VI**  
**2023-2024**  
**EDUCATIONAL EQUITY ACT PLAN**  
**Single-Sex Schools and Classes**

The School Board of Broward County, Florida discontinued single-sex education on June 30, 2017, in accordance with a Resolution Agreement between Broward County Public School, Florida and The U.S. Department of Education, Office for Civil Rights regarding OCR Complaint #04-14-1738.

Not Applicable

**PART VI**

**2023-2024  
EDUCATIONAL EQUITY ACT PLAN  
SINGLE - SEX SCHOOLS AND CLASSES**

**Section – A  
Single- Sex Schools**



## PART VI – Single-Sex Schools and Classes

### Part A

In the chart below enter the names of any single-sex schools operating in the district and the number of students enrolled.

[illegible]

Not Applicable

**PART VI**

**2023-2024**

**EDUCATIONAL EQUITY ACT PLAN**

**SINGLE - SEX SCHOOLS AND CLASSES**

**Section – B**

**Single-Sex Classes**

## PART VI – Single-Sex Schools and Classes

### Part B

In the chart below enter the number of classes and enrollment in all classes for courses for which single-sex classes are offered at co-educational schools in the district.

[illegible]

Not Applicable

**PART VI**

**2023-2024  
EDUCATIONAL EQUITY ACT PLAN  
SINGLE - SEX SCHOOLS AND CLASSES**

**Section – C  
Single-Sex Classes – Questions**



**PART VI – C**

**2023-2024**

**EDUCATIONAL EQUITY ACT PLAN**

**Single-Sex Classes Questions**

Questions about implementation of Title IX, especially as it applies to single-sex education:

- ❖ Does the district offer single-sex education? No
- ❖ How is single-sex education being justified? N/A
- ❖ How does the district keep track of single-sex public education? N/A
- ❖ What does the district do to insure there is no illegal sex segregation in education? N/A
- ❖ Is single-sex education intended to decrease sex discrimination in the outcomes? N/A
- ❖ Do the schools provide comparable co-educational options? N/A
- ❖ How are single-sex educational options reviewed, monitored, and evaluated to insure that they are legal? N/A
- ❖ Who is involved in the evaluation and guidance on the implementation of single-sex education? N/A
- ❖ What assurances are provided to insure that single-sex or co-educational options are completely voluntary? N/A
- ❖ Are there pre-implementation reviews of proposed single-sex education? N/A
- ❖ What entities review and approve single-sex options, and what standards do they use? N/A
- ❖ Is there assistance from external groups for training or consultation? N/A
- ❖ How does the district monitor to insure that single-sex education is not contributing to gender stereotypes or sex discrimination in outcomes? For example, is data provided on girls compared to boys, or on any other populations, such as low-income minority boys compared to low-income minority girls? N/A
- ❖ Do you or anyone else monitor to learn if there is equity between and among the single-sex groupings and the mixed-sex alternatives on equity measures? N/A

**PART VI**

**2023-2024**

**EDUCATIONAL EQUITY ACT PLAN**

**SINGLE - SEX SCHOOLS AND CLASSES**

**Section – D**

**Single-Sex Classes – Notices**

**PART VI - D**

**2023-2024**

**EDUCATIONAL EQUITY ACT PLAN**

**Single-Sex Classes - Notices**

Not Applicable

**PART VI**

**2023-2024  
EDUCATIONAL EQUITY ACT PLAN  
SINGLE - SEX SCHOOLS AND CLASSES**

**Section – E  
Single-Sex Classes – Evaluation Verification Form**



**2023-2024**  
**EDUCATIONAL EQUITY ACT PLAN**  
**Single-Sex Classes – Evaluation Verification Form**

### Single-Sex Evaluation Verification Form

[illegible]

5/22/21

Date

100

**PART VII**

**2023-2024**

**EDUCATIONAL EQUITY ACT PLAN  
TREATMENT OF PREGNANT AND PARENTING STUDENTS**

**PART VII**  
**2023-2024**  
**EDUCATIONAL EQUITY ACT PLAN**  
**Treatment of Pregnant and Parenting Students**

To ensure that pregnant and parenting students are treated in compliance with the requirements of Title IX and Section 1003.54, F.S., the District was asked to respond to the following questions regarding programs for pregnant and parenting students:

- I. How does the district make provisions for pregnant and parenting students to complete the coursework necessary to earn a high school diploma? How are ancillary services (such as childcare, health care, social services, parent education and transportation) provided?
- II. If the district operates a separate program for pregnant and parenting students, how are students informed of the different curricula, services, or other options available through the program versus what is available at their home schools? (Attach brochure(s) used to inform pregnant and parenting students of their educational options.)
- III. How are school counselors and administrators trained to effectively advise pregnant or parenting students of their options to participate in regular classroom activities or enroll in a special program, and their access to curricular, extracurricular, and ancillary service programs?

The District currently has three different locations that offer assistance and guidance to pregnant and parenting students (Charles Drew Resource Center is a part of Dave Thomas Education Center, Henry D. Perry Education Center, and Seagull Alternative High School.) Contact persons for this area are **Synithia Crawford, Principal, Dave Thomas Education Center and Charles Drew Family Resource Center, Kristin Baltazar, Principal, Henry D. Perry Education Center, and Charisse E. Merchant-James, Ed. S, Principal, Seagull Alternative High School.** The following pages provides the District's response to the above three (3) questions from each location:

## **Dave Thomas Education Center and Charles Drew Family Resource Center**

- 1) How does the district make provisions for pregnant students to complete the coursework necessary to earn a high school diploma? How are ancillary services (such as childcare, health care, social services, parent education, and transportation) provided?**

Charles Drew Family Resource Center follows the Florida Department of Education's graduation plan. In our efforts to adhere to this plan, we offer multiple diploma options as well as flexible scheduling for our students. Using a competency-based approach, our students can earn credits at their own pace, often leading to course recovery and on-time graduation. Schedule changes are done as students complete courses allowing them to immediately move on to the next course needed in their graduation plan.

Full-time childcare is offered at no cost to our students/parents. Wraparound services for our parents/students and their children include events such as Mommy and Me/Daddy and Me parenting classes. We have a School Social Worker available to support our students. Broward County Schools' transportation is available to our parents/students and their children. A car seat is provided for each child to ensure their safety as they are transported each day. Furthermore, teen parent students have an opportunity to join mentoring programs such as: Women of Tomorrow.

- 2) If the district operates a separate program for pregnant and parenting students, how are students informed of the different curricula, services, or other options available through the program versus what is available to students not in the program? (Please attach brochure (s) used to inform pregnant and parenting students of their educational options).**

There is no specific curriculum separating pregnant and parenting students from traditional students without children. They must meet the same graduation requirements based on their diploma option.

However, the methods in which we reach these curricula needs differ from traditional schools in that credits are earned through a competency-based system of approach. Through this method, we can meet each students' individual needs.



Please see the attached brochure that describes our teen parent program and our available services. Additional information can also be found on our website at [www.davethomaseducationcenter.com](http://www.davethomaseducationcenter.com).

**3) How are school counselors and administrators trained to effectively advise pregnant or parenting students of their options to participate in regular classroom activities or enroll in a special program, and their access to curricular, extracurricular, and ancillary service programs?**

Administrators, school counselors, social workers, and family counselors all attend district training related to credit evaluation, testing, and graduation requirements. In addition, the staff is trained in the Response to Intervention (RtI) process to assist our parents/students should they be experiencing needs beyond what is traditionally addressed at a Tier 1 level for all students. School counselors and school social workers attend monthly district teen parent seminars and guidance trainings. Morning Announcements and Parent Link calls are made to inform students of activities and events.

# Adult General Education (AGE) Courses

## ABE Classes

Adult Basic Education Classes

Monday - Friday 8:00am - 1:30pm

Registration: Monday & Wednesday 8-9am

TABE Testing: Monday & Wednesday 9am - 12pm

## ESOL Classes

English for Speakers of Other Languages Classes

Monday - Friday 8:00am - 1:30pm

Registration: Tuesday & Thursday 8-9am

CASAS Testing: Tuesday & Thursday 9am - 12pm

## GED Classes

General Education Development Preparation Classes

Monday - Friday 8:00am - 1:30pm

Registration: Monday & Wednesday 8-9am

TABE Testing: Monday & Wednesday 9am - 12pm

For a small investment of \$30\* per term you will prepare to enter the workforce or enhance your current job skills.

For upcoming term dates, visit us online at [dave.thomas.browardschools.com](http://dave.thomas.browardschools.com)

Open enrollment, register now!

\*State mandated block tuition fee: \$30 per term.  
Cash or money order only.

## AGE General Registration Information

- Registration is continuous throughout the year for ABE, GED and ESOL classes.
- \$15 Testing Fee required before testing for ABE, GED and ESOL classes.
- \$20 annual Student Activity Fee is charged one time per person, per campus, per school year. This fee is used to offset the costs of providing school security and campus-related activities.
- Tuition Fee based on proof of Florida Residency: \$30 per term.

## Acceptable Proof of Residency Affidavit Documents

Two (2) forms of documentation are required. (Documents must be dated at least 12 months prior to date of registration.)

At least one (1) of the forms must include the following:

- Florida Driver's License
- Florida Voter's Registration Card
- State of Florida Identification Card
- Florida Vehicle Registration
- Proof of permanent home in Florida which is occupied as a primary residence by the student or by the student's parent, if the student is a dependent child
- Proof of a Homestead Exemption in Florida
- Transcripts from a Florida High School for multiple years, or a GED earned within the last 12 months
- Proof of a Permanent full-time employment in Florida for at least 30 hours per week for a 12-month period

One (1) of the forms of documentation used in conjunction with one document listed above may include the following:

- A declaration of domicile in Florida
- A Florida professional or occupational license
- A Florida Incorporation
- A document evidencing family ties in Florida
- Proof of membership in a Florida-based charitable or professional organization
- Any other documentation that supports the student's request for resident status, including, but not limited to, utility bills and proof of 12 consecutive months of payments; or an official state, federal, or court document evidencing legal ties to Florida



## Teen Parent Program General Registration Information

- Bring a copy of your withdrawal form from your previous school.
- Immunization requirements have been met for grades 7-12.
- Proof of change of address.

### Pregnant Students:

Must complete a Physician's Statement of Pregnancy Verification prior to enrollment.

### Parenting Students:

Must produce the following information:

- Baby's birth certificate or footprints from the hospital
- Baby's social security number (if available)
- Shot record (up to date) recorded on blue HRS form #680
- Physical exam form recorded on yellow form #3040

Students under the age of 18 must have your parent or legal guardian's signature on registration forms.

### Out of County Students:

- Bring the correct address and phone number of your previous school.
- Official, sealed transcript records detailing proof of grades, credits earned, testing, etc. will expedite the registration process.

### Out of State Students:

- Your immunization record must be transferred to a blue HRS #680 form, and must have had a physical examination (yellow #3040 form) within the last 12 months if this is the first time in the Florida school system.
- Student's birth certificate is required.



## Myriad of Programs on Campus

The Charles Drew Family Resource Center provides educational opportunities for Early Head Start and Head Start children, teen parent and 7th - 12th grade teen students, and adults.

### Early Head Start

Monday - Friday 7:30 a.m. until 3:00 p.m.

Early Head Start accepts pregnant women and children birth to 3-years-old. Head Start children must be 3-or 4-years old on or before September 1, 2018. Both programs offer a full-day educational program. Family income must be at or below the US Department of Health & Human Services Poverty Guidelines to qualify for the program. Applications must be completed by parent/guardian ONLY.

### Teen Parent Program

Monday - Friday 9:30 a.m. until 4:15 p.m.

Every student in the Teen program is offered an educational alternative for high school completion. The program features a sequential, competency-based curriculum, which allows the student to work at his/her own rate. Teacher directed instruction is also an integral part of the curriculum, as well as daily attendance and participation. Additionally, teens that are parenting participate in an on-site child development group and are provided with tips and strategies on parenting. The non-traditional environment increases the individualization of instruction. In addition, students are exposed to many cultural events and social topics through field trips and guest speakers. They are also encouraged to join one or more school clubs that include Human Relations Council, Teen Speak Out, and Chorus.

Our on-site child development program includes childcare and active participation by the teen parents. They are also encouraged to participate in the many mentoring and social programs we offer which include Amanda's Place and Women of Tomorrow. A Healthy Start nurse and a registered nurse are available in our Health Center and all children have use of a car seat while enrolled.

### Adult Education

Monday - Friday 8:00 a.m. until 1:30 p.m.

Whether you're looking for improvements in your reading, writing, language and math skills or preparing for your GED® test, we're here to make sure you have the appropriate guidance to lead you through. You can continue basic education, make up courses that were missed previously, or work on literacy courses. Contact us to learn more about any of our courses or register with us today.

Dave Thomas Education Center

## Charles Drew Family Resource Center

2600 NW 9th Court  
Pompano Beach, FL 33069  
754-321-6700

davethomas.browardschools.com



### School Board of Broward County, Florida School Board Members

Lexi Alhadeff, Chair  
Debra Hixon, Vice Chair

Torey Allison  
Brenda Farn, Esq.  
Daniel P. Foganholt  
Dr. Jeff Holmes  
Sarah Leonard  
Nora Rupert  
Dr. Allen Zeman

Dr. Howard Hepburn  
Superintendent of Schools

The School Board of Broward County, Florida, prohibits any policy or procedure which results in discrimination on the basis of age, color, disability, gender identity, gender expression, national origin, marital status, race, religion, sex, or sexual orientation. Individuals who wish to file a discrimination and/or harassment complaint may call Equal Educational Opportunities / ADA Compliance Department at (754) 321-2150 or TeleType Machine TTY (754) 321-2158.

Individuals with disabilities requesting accommodations under the Americans with Disabilities Act Amendments Act of 2008 (ADAAA) may call the Equal Educational Opportunities (EEO) at (754) 321-2150 or TeleType Machine, TTY at (754) 321-2158.

The School Board of Broward County, Florida expressly prohibits bullying including cyberbullying, by or towards any student or employee. See Policy S.P. Anti-Bullying for additional information.

The Dave Thomas name, image, character and persona are the trademarks and proprietary property of Oldemark LLC and are used with the express permission of Oldemark LLC.



Dave Thomas Education Center

## Charles Drew Family Resource Center

2600 NW 9th Court  
Pompano Beach, FL 33069  
754-321-6700  
davethomas.browardschools.com

The School Board of Broward County, Florida  
2018 - 2019



## **Henry D. Perry Education Center**

- 1) How does the district make provisions for pregnant and parenting students to complete the course work necessary to earn a high school diploma? How are ancillary services (such as childcare, health care, social services, parent education, and transportation) provided?**

Henry D. Perry Education Center follows the Florida Department of Education's graduation plan. In our efforts to adhere to this plan, we offer multiple diploma options as well as flexible scheduling for our students. Using a competency-based approach, our students can earn credits at their own pace, often leading to course recovery and on-time graduation. Schedule changes are done as students complete courses allowing them to immediately move on to the next course needed in their graduation plan.

Full-time childcare is offered at no cost to our students/parents. Wraparound services for our parents/students and their children include events such as the Finding Balance and Milk & Cookies Literacy Initiative. The Finding Balance Seminar consisted of Drown Prevention Education, Broward Healthy Start Connect Program including Light of the World Clinic. Also, teen parent students participate in the Literacy Initiative Milk & Cookies and Mommy & Me in which they are educated on the importance of reading to their babies. Our teen parent students are also invited to the Community Baby Shower presented by the district for teen parents in which they received further parenting education and were showered with resources. In addition, we work with Memorial and their partnering agencies to provide medical assistance and healthcare to our parents/students, often supporting the needs of uninsured students. We have two full-time School Social Workers available to support our students. Broward County Schools' transportation is available to our parents/students and their children. A car seat is provided for each child to ensure their safety as they are transported each day. Furthermore, teen parent students have an opportunity to join mentoring programs such as: Women of Tomorrow and Boys II Men Mentoring group.

- 2) If the district operates a separate program for pregnant and parenting students, how are students informed of the different curricula, services or other options available through the program versus what is available to students not in the program? (Please attach brochure(s) used to inform pregnant and parenting students of their educational option.)**



There is no specific curriculum separating parents/students from traditional students without children. They must meet the same graduation requirements based on their diploma option. However, the methods in which we reach these curricula needs differ from traditional schools in that credits are earned through a competency-based system of approach. Through this method, we can meet each students' individual needs. Please see the attached brochure that describes our teen parent program and our available services. Additional information can also be found on our website at <https://www.browardschools.com/perryeducationctr>

**3) How are school counselors and administrators trained to effectively advise pregnant or parenting students of their options to participate in regular classroom activities or enroll in a special program, and their access to curricular, extracurricular and ancillary service programs?**

Administrators, school counselors, social workers, and family counselors all attend district training related to credit evaluation, testing, and graduation requirements. In addition, the staff is trained in the Response to Intervention (RtI) process to assist our parents/students should they be experiencing needs beyond what is traditionally addressed at a Tier 1 level for all students. School counselors and school social workers attend monthly district teen parent seminars and guidance trainings. Canvas announcements, Gator Pack Video Announcements, and Parent Link calls are made to inform students of activities and events. Quarterly club days are scheduled to allow students to learn about our clubs and provide opportunities for them to join.

# Adult General Education (AGE) Courses

## ABE Classes

Adult Basic Education Classes

Monday - Friday 8:30am - 3:15pm

Monday - Thursday 5:15pm - 9:30pm

Registration: Monday-Thursday 8:30am-10:30am and 5:15pm-7:15pm

Testing: TABE and CASAS Monday-Thursday 9:00am-12:00pm

Evening: 5:30pm-8:30pm

## ESOL Classes

English for Speakers of Other Languages Classes

Monday - Friday 8:30am - 3:15pm

Monday - Thursday 5:15pm - 9:30pm

Registration: 8:30am-10:30am and 5:15pm-7:15pm

Testing: TABE and CASAS Monday-Thursday 9:00am-12:00pm

Evening: 5:30pm-8:30pm

## GED Classes

General Education Development Preparation Classes

Monday - Friday 8:30am - 3:15pm

Monday - Thursday 5:15pm - 9:30pm

Monday-Thursday 8:30am-10:30am and 5:15pm-7:15pm

Testing: TABE and CASAS Monday-Thursday 9:00am-12:00pm

Evening: 5:30pm-8:30pm

For a small investment of \$30\* per term you will prepare to enter the workforce or enhance your current job skills.

For upcoming term dates, visit us online at [www.henrydperryeducationcenter.com](http://www.henrydperryeducationcenter.com)

Open enrollment, register now!

\*State mandated block tuition fee: \$30 per term.  
Cash or money order only.

## AGE General Registration Information

- Registration is continuous throughout the year for ABE, GED and ESOL classes.
- \$15 Testing Fee required before testing for ABE, GED and ESOL classes.
- \$20 annual Student Activity Fee is charged one time per person, per campus, per school year. This fee is used to offset the costs of providing school security and campus-related activities.
- Tuition Fee based on proof of Florida Residency: \$30 per term.

## Acceptable Proof of Residency Affidavit Documents

Two (2) forms of documentation are required. (Documents must be dated at least 12 months prior to date of registration.)

At least one (1) of the forms must include the following:

- Florida Driver's License
- Florida Voter's Registration Card
- State of Florida Identification Card
- Florida Vehicle Registration
- Proof of permanent home in Florida which is occupied as a primary residence by the student or by the student's parent, if the student is a dependent child
- Proof of a Homestead Exemption in Florida
- Transcripts from a Florida High School for multiple years, or a GED earned within the last 12 months
- Proof of a Permanent full-time employment in Florida for at least 30 hours per week for a 12-month period

One (1) of the forms of documentation used in conjunction with one document listed above may include the following:

- A declaration of domicile in Florida
- A Florida professional or occupational license
- A Florida incorporation
- A document evidencing family ties in Florida
- Proof of membership in a Florida-based charitable or professional organization
- Any other documentation that supports the student's request for resident status, including, but not limited to, utility bills and proof of 12 consecutive months of payments; or an official state, federal, or court document evidencing legal ties to Florida



## Teen Parent Program General Registration Information

- Bring a copy of your withdrawal form from your previous school.
- Immunization requirements have been met for grades 7-12.
- Proof of change of address.

## Pregnant Students:

Must complete a Physician's Statement of Pregnancy Verification prior to enrollment.

## Parenting Students:

Must produce the following information:

- Baby's birth certificate or footprints from the hospital
- Baby's social security number (if available)
- Shot record (up to date) recorded on blue HRS form #680
- Physical exam form recorded on yellow form #3040

Students under the age of 18 must have your parent or legal guardian's signature on registration forms.

## Out of County Students:

- Bring the correct address and phone number of your previous school.
- Official, sealed transcript records detailing proof of grades, credits earned, testing, etc. will expedite the registration process.

## Out of State Students:

- Your immunization record must be transferred to a blue HRS #680 form, and must have had a physical examination (yellow #3040 form) within the last 12 months if this is the first time in the Florida school system.
- Student's birth certificate is required.



## Myriad of Programs on Campus

The Henry D. Perry Education Center provides educational opportunities for children ages birth (6 weeks) to 4 years old, teen parents and 7th - 12th grade teen students, and adults.

### Teen Program

Monday - Friday 9:30 a.m. until 4:30 p.m.

Every student in the Teen program is offered an educational alternative for high school completion. The program features a sequential, competency-based curriculum, which allows the student to work at his/her own rate. Teacher directed instruction is also an integral part of the curriculum, as well as daily attendance and participation. Additionally, teens that are parenting participate in an on-site child development group and are provided with tips and strategies on parenting. The non-traditional environment increases the individualization of instruction. In addition, students are exposed to many cultural events and social topics through field trips and guest speakers. They are also encouraged to join one or more school clubs that include B.O.S.S., Women of Tomorrow and EDEN.

Our on-site child development program includes childcare and active participation by the teen parents. They are also encouraged to participate in the many mentoring and social programs we offer which include BCPS/Memorial and Women of Tomorrow. A Healthy Start nurse and a registered nurse are available in our Health Center and all children have use of a car seat while enrolled.

### Adult Program

Monday - Friday 8:30 a.m. until 3:15 p.m.

Monday - Thursday 5:15 p.m. until 9:30 p.m.

Whether you're looking for improvements in your reading, writing, language and math skills or preparing for your GED® test, we're here to make sure you have the appropriate guidance to lead you through. You can continue basic education, make up courses that were missed previously, or work on literacy courses. Contact us to learn more about any of our courses or register with us today.

Remote learning opportunities available

## Henry D. Perry Education Center

3400 Wildcat Way  
Miramar, FL 33023  
754-321-7050

[www.browardschools.com/perryeducationctr](http://www.browardschools.com/perryeducationctr)



### School Board of Broward County, Florida School Board Members

Dr. Robert J. Bly  
President  
Dr. David L. Hargis  
President Elect  
Dr. Robert J. Bly  
President  
Dr. David L. Hargis  
President Elect  
Dr. Robert J. Bly  
President  
Dr. David L. Hargis  
President Elect

The School Board of Broward County, Florida, prohibits any policy or procedure which results in discrimination on the basis of age, color, disability, gender identity, gender expression, national origin, marital status, race, religion, sex or sexual orientation. Individuals who wish to file a discrimination and/or harassment complaint may call Equal Educational Opportunities / ADA Compliance Department at (754) 321-2150 or Teletype Machine TTY (754) 321-2153.

Individuals with disabilities requesting accommodations under the Americans with Disabilities Act Amendments Act of 2008 (ADAAA) may call the Equal Educational Opportunities (EEEO) at (754) 321-2150 or Teletype Machine, TTY at (754) 321-2158.

The School Board of Broward County, Florida expressly prohibits bullying, including cyber-bullying, by or towards any student or employee. See Policy SP; Anti-Bullying for additional information.

The Dave Thomas name, image, character and persona are the trademarks and proprietary property of Oldemark LLC and are used with the express permission of Oldemark LLC.



## Henry D. Perry Education Center

3400 Wildcat Way  
Miramar, FL 33023

754-321-7050

[www.browardschools.com/perryeducationctr](http://www.browardschools.com/perryeducationctr)

The School Board of Broward County, Florida



***Seagull Alternative High School***  
***Pregnant and Teen Parent Programs***

- 1. How does the district make provisions for pregnant and parenting students to complete the coursework necessary to earn a high school diploma? How are ancillary services (such as childcare, health care, social services, parent education and transportation) provided?**

Seagull Alternative High School offers pregnant and parenting teens an array of services including to but not limited to:

- a. Transportation (door-to door) round-trip
- b. Licensed childcare facility (6 weeks to 5 years old)
- c. On-site clinic with registered nurse
- d. Free breakfast (all students/toddlers) and free/reduced lunch for student and toddlers
- e. Full-time Family Counselor (case management/referral services)
- f. Full-time Social Worker (resources and home visits)
- g. University of Florida Extension Services (nutrition, healthy lifestyle workshops)
- h. Mentoring programs (My Safety Starts with Me, Hosanna 4 Youth, Women of Tomorrow)
- i. Parenting/Peer Counseling courses
- j. Job Coach (District assigned)

- 2. If the district operates a separate program for pregnant and parenting students, how are students informed of the different curricula, services, or other options available through the program versus what is available to students not in the program? Please attach the brochure(s) used to inform pregnant and parenting students of their educational options.**

Upon enrollment at Seagull, every student meets with a certified school counselor that reviews transcripts and graduation requirements/goals. During the consultation, diploma options and course offerings are discussed. Students and parents are advised that Seagull is a competency-based, work at your own pace program whereby credits or courses may be earned or completed prior to the close of the marking period or quarter unlike traditional schools. Students are also advised about the childcare services and requirements to enroll their baby/toddler in the program. Additionally, student orientations are held quarterly where essential staff (i.e., administration, guidance, support services, etc.) present an overview of services performed by that department.



- 3. How are school counselors and administrators trained to effectively advise pregnant or parenting students of their options to participate in regular classroom activities or enroll in a special program, and their access to curricular, extracurricular, and ancillary service programs?**

School counselors and administrators follow state and district directives/memorandums regarding changes and procedures for all programs including pregnant and teen parent programs. Additionally, information is shared during monthly department chair/leadership team meetings with administration, Literacy, STEM, Literacy Coach, SAC chair, Guidance/ESE, social services, and childcare departments to review, update, train on policies/procedures relevant to the disciplines.



## Seagull Alternative High

Our mission is to meet the unique, educational, social and emotional needs of our diverse student population in a secure and nurturing environment.

Seagull offers the following programs:

- **Credit Recovery Program**  
Students can recover credits toward earning a standard high school diploma.
- **Teen Parent Program**  
Offered as an option for pregnant and parenting teens, males and females. Childcare provided at no cost.
- **Adults with Disabilities, proudly referred to as "Adults with Abilities"**  
Enables adult students to acquire and develop skills to gain self-sufficiency and increase their level of independence.
- **Employee Childcare Program**  
Fully licensed by the State of Florida, childcare services are available to Broward County Public Schools employees.

## Entry Guidelines

Students in 6<sup>th</sup>-12<sup>th</sup> grade that are over age for grade level and not succeeding in the traditional setting or deficient in credits or GPA and/or may have gaps in their educational history are candidates for admission into Seagull Alternative High School. Seagull also enrolls pregnant and parenting teens, males and females.

Seagull accepts ESE students pursuing a standard high school diploma (non-Access points) and needing academic support due to insufficient credits and/or low GPA. Our low ESE staff-to-student ratio increases opportunities for student assistance.

Students are referred by school counselors and will be reviewed for eligibility to enroll. Students with exceptionalities or an IEP will require a staffing\*.

Seagull students are provided with a variety of options that can lead to graduation and are supported by services for the student and their immediate family that are essential to success.

**\*A staffing between sending school and Seagull is required prior to withdrawing an ESE student from their home school.**

For more information regarding the referral and registration process, please contact Ms. Marci Bennett, Guidance Director, at 754-321-7300. To discuss an ESE staffing and placement, please contact Ms. Lisa Wattle, ESE Specialist, at 754-321-7300.

For more information regarding Childcare, please contact Dr. Audrey Robillard at 754-321-7300.

For more information regarding the Adults with Abilities Program, please contact Mr. Anthony Schmieder at 754-321-7300.



## Academic Offerings

Students attending Seagull Alternative High School are provided academic courses, which align to those of a traditional middle or high school. In some instances, if a course is not offered at Seagull, the student will be required to complete the course via Florida Virtual or Community Schools North/South. Our guidance counselor meets one-on-one with students and parents to ensure that each student is scheduled into the courses necessary in order to meet promotion and graduation requirements.

## Our Outreach

- The site-based School Social Worker and Family Counselor provide intervention and prevention services.
  - Mental health counseling
  - Drug and alcohol prevention
  - Referral and case management services
- Wraparound community partnerships
  - OB-GYN/Pediatric services
  - Family planning
  - Tutoring
- On-site school nurse
- Site-based Job Coach and BRACE Advisor

"Commitment to equity and excellence for ALL students."



## Get Involved...

Your input and support is important to us. If you are interested in being a part of our School Advisory Council (SAC), please contact the school at 754-321-7300. We welcome and encourage your involvement.

SAC meetings are held every third Tuesday of the month at 9:30 a.m.

Are you interested in mentoring or volunteering? We are always looking for individuals who are willing to commit to mentoring or volunteering on our campus. If you would like additional information, please contact Ms. Marci Bennett at 754-321-7300.



The School Board of Broward County, Florida

Lori Alhadeff, Chair  
Debra Hixon, Vice Chair

Torey Alston  
Brenda Fam, Esq.  
Daniel P. Faganholi  
Dr. Jeff Holness  
Sarah Leonardi  
Nora Rupert  
Dr. Allen Zeman

Dr. Howard Hepburn  
Superintendent

The School Board of Broward County, Florida, prohibits any policy or procedure which results in discrimination on the basis of age, color, disability, gender identity, gender expression, genetic information, marital status, national origin, race, religion, sex or sexual orientation. The School Board also provides equal access to the Boy Scouts and other designated youth groups. Individuals who wish to file a discrimination and/or harassment complaint may call the Director, Equal Educational Opportunities/ADA Compliance Department & District's Equity Coordinator/Title IX Coordinator at 754-321-2150 or email [eeo@browardschools.com](mailto:eeo@browardschools.com).

Individuals with disabilities requesting accommodations under the Americans with Disabilities Act Amendments Act of 2008, (ADAAA) may call Equal Educational Opportunities/ADA Compliance Department at 754-321-2150 or email [eeo@browardschools.com](mailto:eeo@browardschools.com).



**BROWARD**  
County Public Schools

Educating Today's Students to  
Succeed in Tomorrow's World



# Together Everyone Achieves More

Charisse Merchant-James, Principal

425 SW 28<sup>th</sup> Street  
Fort Lauderdale, Florida 33315  
754-321-7300

<https://browardschools.com/seagull>

Friend us on Facebook: Seagull High  
Like us @ Seagull Alternative High-Official

## Seagull Alternative High School

"A Small School with a BIG Heart"